

NONCODED SOCKETS—KS-16102 THROUGH KS-19826

LIBRARY
FILE COPY

DESCRIPTION

1. GENERAL

1.01 This section lists and illustrates noncoded sockets within the part or type number range of KS-16102 through KS-19826, used for the maintenance and operation of equipment in central offices.

1.02 The information provided in this section was previously shown in Section 032-303-101, Issue 2. In addition, the following sockets are added to this section:

- KS-16102, L1, L2, L3, L4, and L5
- KS-16481, L1
- KS-19037, L1, L2, and L3
- KS-19038, L1 and L2
- KS-19130, L1
- KS-19154, L1 and L2
- KS-19240, L3.

2. DESCRIPTION OF SOCKETS

2.01 **KS-16102, L1, L2, L3, L4, and L5:** The KS-16102-type sockets (Fig. 1) consist of a molded plastic body, a lamp cap, mounting nuts, a washer, and two solder-type terminals. The sockets are used in the fuse alarm panels in common systems. Each socket uses a No. 2 lamp. For more information, see Table A.

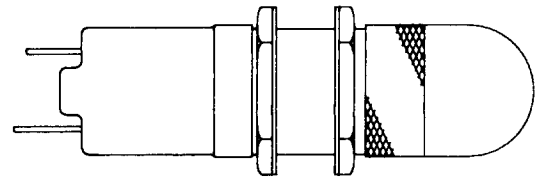


Fig. 1—KS-16102, L1, L2, L3, L4, or L5, Socket

TABLE A

KS-16102 LIST NO.	COLOR
1	RED
2	GREEN
3	WHITE
4	YELLOW
5	CLEAR

2.02 **KS-16481, L1:** The KS-16481, L1, electron tube socket (Fig. 2) consists of a molded phenolic body in which four silver-plated, phosphor-bronze contacts are assembled. The socket will fit any electron tube with an A4-5, A4-9, A44-10, or A4-26 base in accordance with Electronic Industries Association (EIA) standard RS-209A. This socket will mount on a standard 0.093 inch panel by means of a retainer ring. The socket is used with the billing index frame.

NOTICE

Not for use or disclosure outside the Bell System except under written agreement

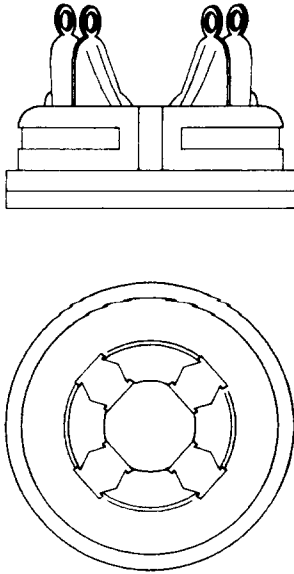


Fig. 2—KS-16481, L1, Socket

2.03 KS-19037, L1, L2, and L3: The KS-19037-type (Fig. 3) are electron tube sockets which are stand-off printed circuit types.

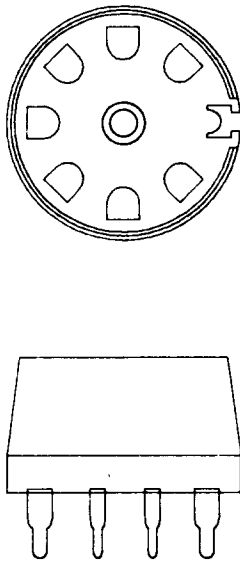


Fig. 3—KS-19037, L1, L2, or L3, Socket

(a) **KS-19037, L1 and L2:** The KS-19037, L1 and L2 are plastic bodies filled with mica, containing seven free-floating, silver-plated, phosphor-bronze, or beryllium-copper contacts. These sockets are used with the N1 carrier channel unit and are arranged to fit any 7-pin miniature electron tube having an E7-1 base per EIA standard RS-209A.

(b) **KS-19037, L3:** The KS-19037,L3 socket is epoxy filled. A metal plug such as the JE-10 wiring plug should be used to protect the contacts from possible damage during the assembly operation. This socket is used with the N2 and N3 carrier terminals.

2.04 KS-19038, L1 and L2: The KS-19038, L1 and L2,electron tube sockets (Fig. 4) are stand-off printed circuit types consisting of plastic bodies filled with mica, containing nine free-floating, silver-plated, phosphor-bronze, or beryllium-copper contacts. A metal plug, such as the JE-9 wiring plug, should be used to protect the contacts from possible damage during the assembly operation. The sockets are used with the N1 carrier channel unit and are arranged to fit any 9-pin miniature electron tube having an E9-1 base per EIA standard RS-209A. The terminals of the L2 socket are longer than those of the L1 socket.

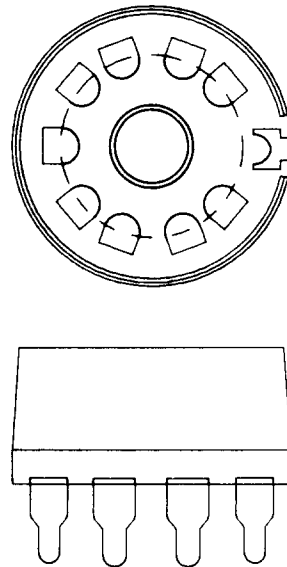


Fig. 4—KS-19038, L1, or L2, Socket

2.05 KS-19130, L1: The KS-19130, L1, selector socket (Fig. 5) is a multicontact, rectangular receptacle consisting of a molded green plastic body, and is equipped with 12 gold-plated contacts with terminal ends solder coated. This socket is used to mount three 215A reed selectors in a 55A radio receiver.

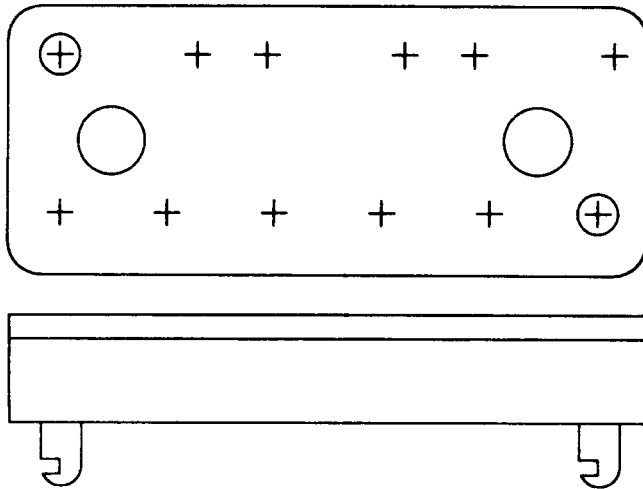


Fig. 5—KS-19130, L1, Socket

2.06 KS-19154, L1 and L2: The KS-19154, L1 and L2 are crystal sockets (Fig. 6) which are designed to accommodate modified 33- and 34-type crystal units for plug-in mounting on a chassis or board. The KS-19154, L2, socket is used with the 36A oscillator in the J1 control terminal for the personal signaling service.

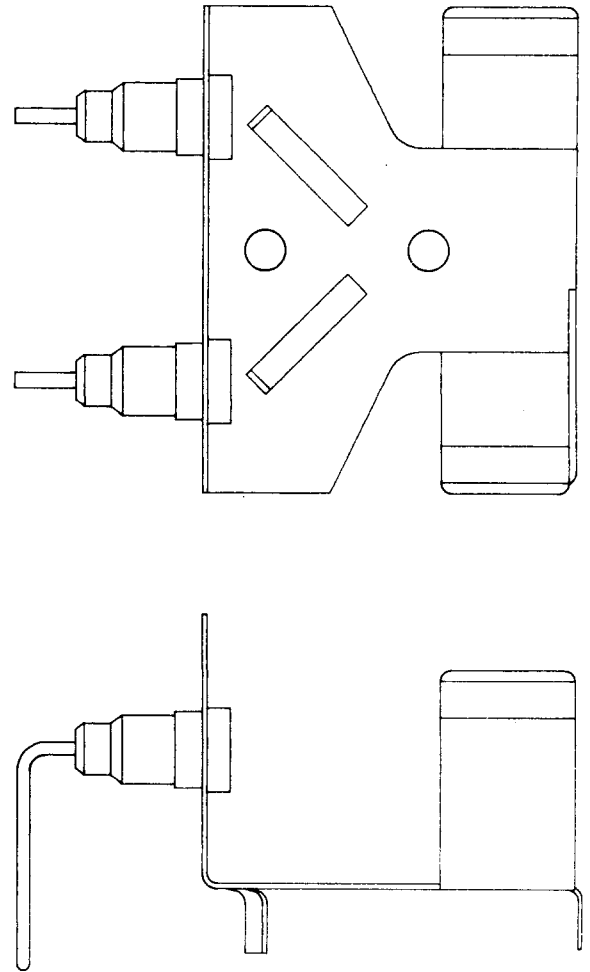


Fig. 6—19154, L1, or L2, Socket

SECTION 032-303-110

2.07 **KS-19235, L1:** The KS-19235, L1 (Fig. 7) is a 9-pin relay socket, equipped with free floating gold-plated, phosphor-bronze contacts. The wiring ends are arranged for solderless wrapped connections. The KS-19235, L1, socket is used in the No. 5 Crossbar Switching System as a receptacle for the 316-type relays.

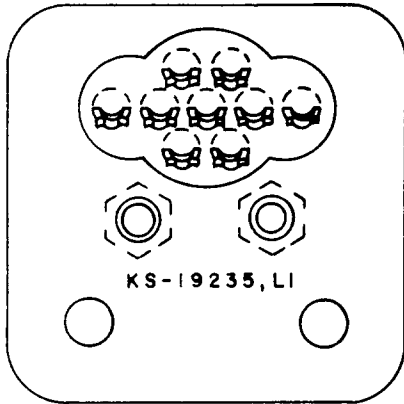


Fig. 7—KS-19235, L1, Socket

2.08 **KS-19240, L3:** The KS-19240, L3 (Fig. 8) is a lamp socket used with the dial light in the 702-type telephone set.

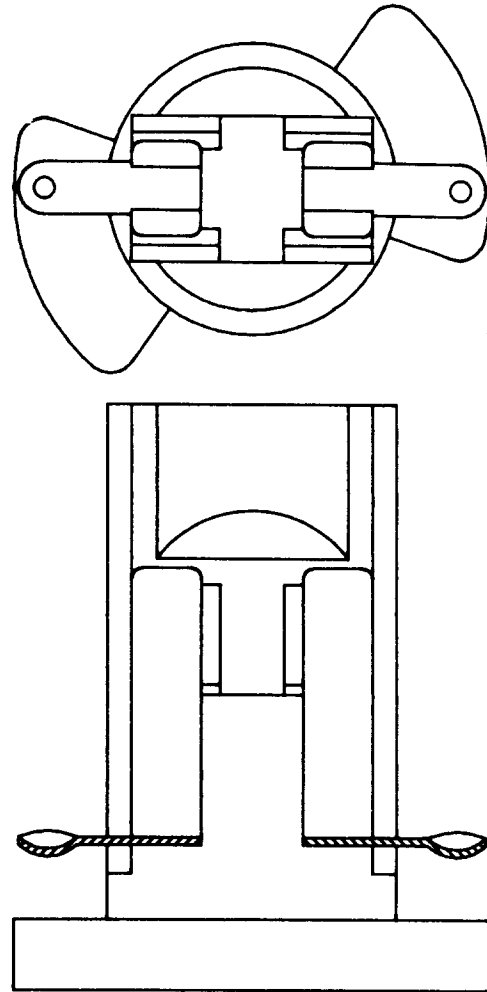


Fig. 8—KS-19240, L3, Socket

2.09 KS-19543, L1: The KS-19543, L1, socket (Fig. 9) consists of four free-floating contacts assembled in two insulated wafer plates and enclosed in a protective metal cover. The KS-19543, L1, socket is used for mounting a 459-type electron tube in the TM-1 Radio System.




Fig. 9—KS-19543, L1, Socket

2.10 KS-19826, L1: The KS-19826, L1, socket (Fig. 10) is used with the 218-type selector in the 806H, 807D, and 808A ringing and tone power plants.

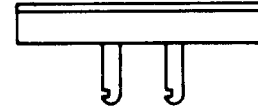
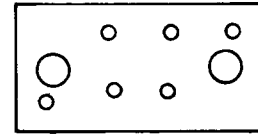


Fig. 10—KS-19826, L1, Socket