

**PATCHING CORD ASSEMBLIES**  
**2-CONDUCTOR**  
**P2FA THROUGH P2FL**  
**DESCRIPTION**

**1. GENERAL**

**P2FA**

**1.01** This section lists and illustrates the coded 2-conductor patching cord assemblies.

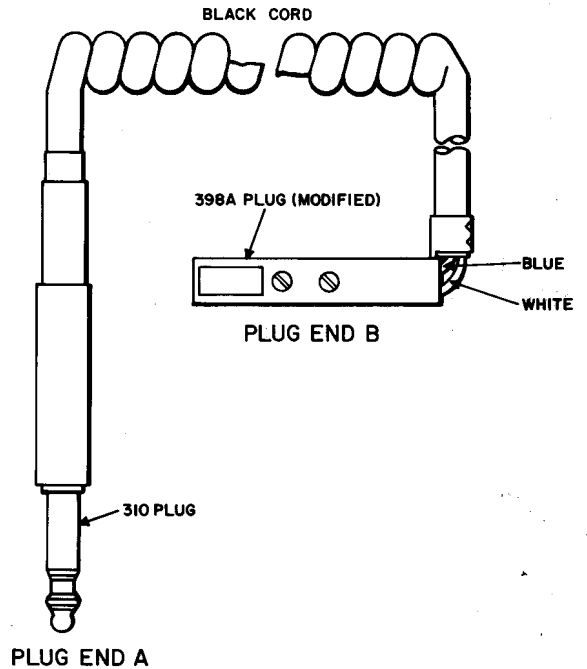
7 feet long (usable length)

**1.02** This section is reissued to add the following cords:

- P2FF
- P2FG
- P2FH
- P2FJ
- P2FK
- P2FL

The Equipment Test List is not affected.

**2. DESCRIPTION OF CORDS**



Res 0.18  $\Omega$ /ft

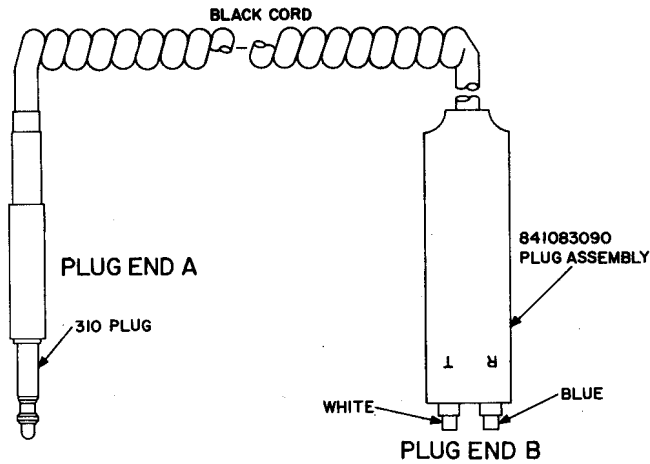
The P2FA cord includes one 310 plug and one 398A plug (modified). The cord was initially intended for use with AT-8592, L1A, test set.

**NOTICE**

Not for use or disclosure outside the  
Bell System except under written agreement

**P2FB**

7 feet long (usable length)

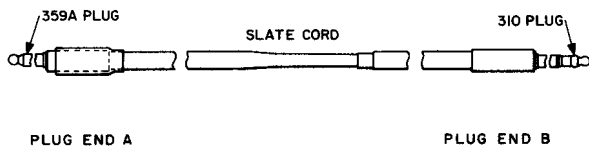


Res 0.18 Ω/ft

The P2FB cord includes one 310 plug and one 841083090 plug assembly. The cord was initially intended for use with the AT-8592, L1A, test set.

**P2FC**

12 feet long

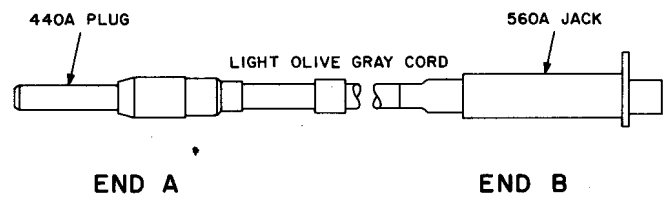


Res 0.18 Ω/ft

The P2FC cord includes one 310 plug and one 359A plug. Connections between the two plugs are tip-to-tip and sleeve-to-sleeve. The ring and sleeve at the 310 plug are connected together. The cord was initially intended for use in the D3 channel bank.

**P2FD**

1, 2, 3, 6, and 9 feet long (Length must be specified in the order.)

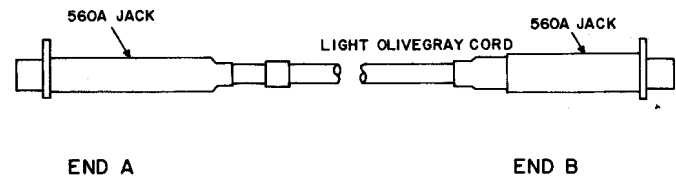


Res 0.055 Ω/ft

The P2FD cord includes one 440A plug and one 560A jack. The cord was initially intended for use in the L5 Carrier System.

**P2FE**

1, 2, 3, 6, and 9 feet long (Length must be specified in the order.)

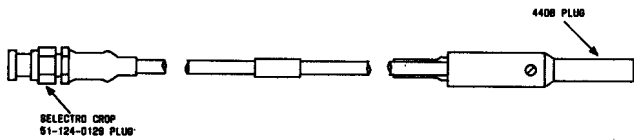


Res 0.055 Ω/ft

The P2FE cord includes two 560A jacks. The cord was initially intended for use in the L5 Carrier System.

**P2FF**

10 feet long

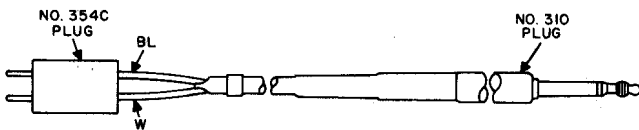


Res 0.21  $\Omega$ /ft

The P2FF cord is equipped with a Selectro No. 51-124-0129 plug on one end and a No. 440B plug on the other end. The cord is a white vinyl-jacketed cord made from KS-19224, L2, cable. The initial use is on the DSX-3 Cross Connect Bay.

**P2FG**

6 feet long



PLUG END A

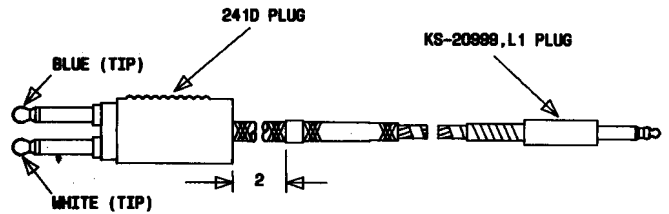
PLUG END B

Res 0.18  $\Omega$ /ft

The P2FG cord is equipped with a No. 354C plug at one end and at the other end a No. 310 plug on which the white and blue conductors are connected to the tip and ring, respectively. The cord is a black nylon braided cord consisting of two tinsel conductors with PVC insulation. The outer cotton braid of one conductor is colored white and the other blue. This cord is initially used on the J98622BP Manual Panel and J98622BR Communications Panel.

**P2FH**

12 feet long



Res 0.21  $\Omega$ /ft

The P2FH cord is equipped with a No. 241D plug on one end and a KS-20999, L1, plug on the other end. Connections are made to the two tips of the No. 241D plug, and to the tip and ring of the KS-20999, L1, plug. The cord is a black nylon braided cord consisting of two tinsel conductors with vinyl insulation. The cord is initially used on the MGT Bays.

**P2FJ**

12 inches long

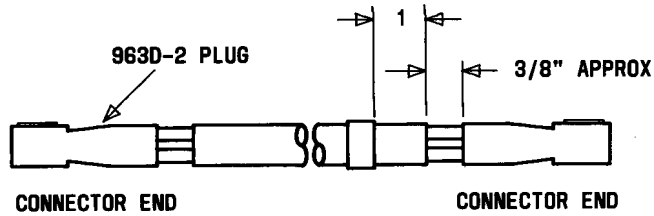


Res 0.006  $\Omega$ /ft

The P2FJ cord is equipped with a Berg mini-latch housing. The two contacts on one end extend past the housing, while the two contacts on the other end are bent back to form eyelets. The end with the straight contacts are to be plugged into a No. 943BC connector (BTR) while the other end is arranged for connecting the test leads of a scope. The test cord consist of two No. 28 AWG solid conductors. The cord is initially used on the No. 1 ESS.

P2FK

8 inches long

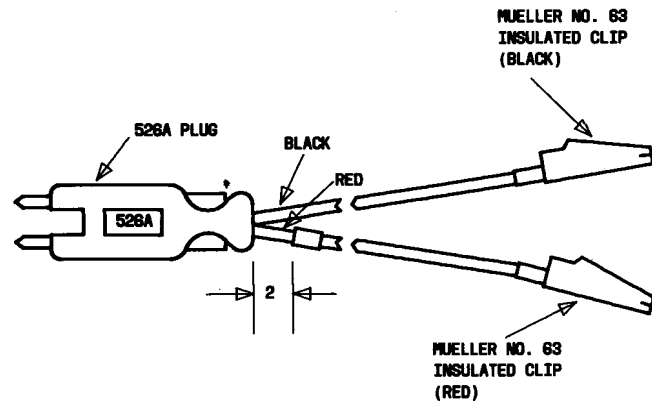


Res 0.421  $\Omega$ /ft

The P2FK cord is equipped with a 963D-1 Connector on each end. The cord is a flat clear PVC jacketed cord consisting of two tinsel conductors with PVC insulation. The cord is intended to be used with the 98A-25 connecting block.

P2FL

1 foot, 4 inches long



Res 0.006  $\Omega$ /ft

The P2FL cord is equipped with a 526A plug on one end. The other end of the cord is terminated with insulated alligator clips, color coded to match their respective conductors. The cord consist of two extra flexible No. 18 AWG stranded wire conductors having rubber insulation and an outer cotton braid, one colored red and the other black. The initial use is on the 306- and 307-type connectors.