

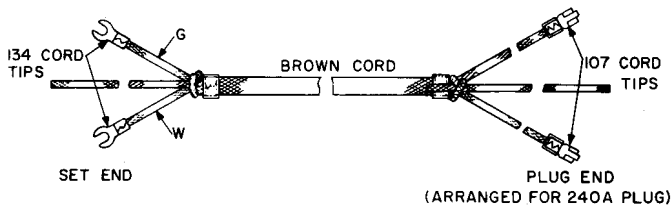
TESTING CORD ASSEMBLIES

2-CONDUCTOR CORDS

W2A THROUGH W2Y

→W2A←

6 feet long

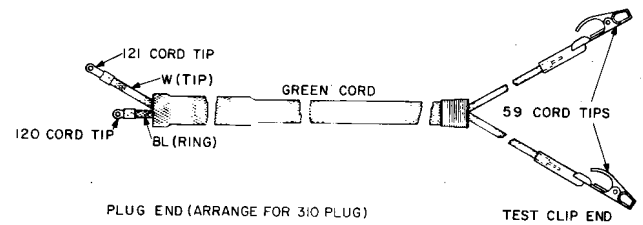


Res 0.18 Ω/ft

The code of the cord includes two 107 cord tips and two 134 cord tips. The cord was initially intended for use with the 39A test set.

→W2C←

10 and 15 feet long (10-foot lengths will be furnished unless otherwise specified.)

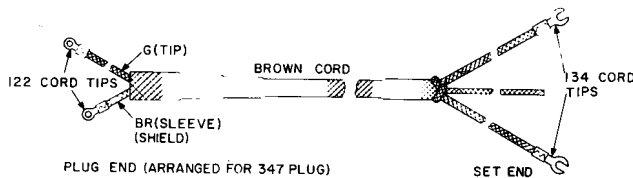


Res 0.18 Ω/ft

The code of the cord includes two 59 cord tips, one 120 cord tip, and one 121 cord tip. The cord was initially intended for use in service observing and in the No. 4 toll switchboard.

→W2B←

1 foot 8 inches long

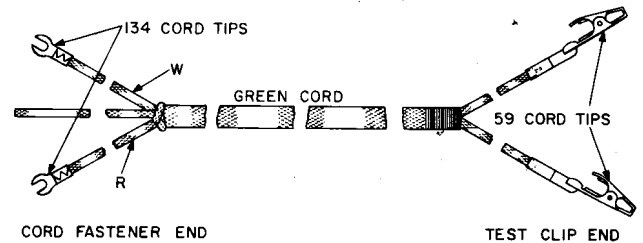


Res 0.18 Ω/ft

The code of the cord includes two 134 cord tips and two 122 cord tips. The cord was initially intended for use with the 78A test set.

→W2D←

19 feet 6 inches long



Res 0.18 Ω/ft

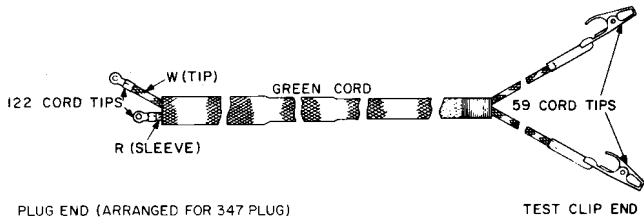
The code of the cord includes two 59 cord tips and two 134 cord tips. The cord was initially intended for use as an MDF test cord for use with local test desks.

NOTICE

Not for use or disclosure outside the Bell System except under written agreement

→W2F←

9 feet 6 inches and 12 feet long (9-foot 6-inch lengths will be furnished unless otherwise specified.)

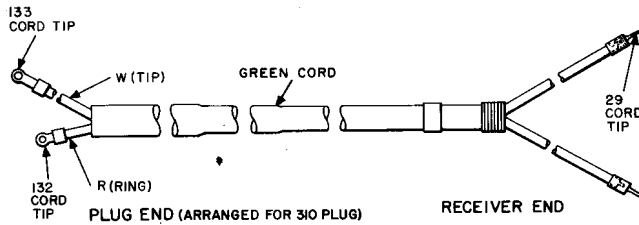


Res 0.18 Ω/ft

The code of the cord includes two 59 cord tips and two 122 cord tips. The cord was initially intended for use as an MDF test cord for use with local test desks.

→W2J←

9 feet 6 inches long

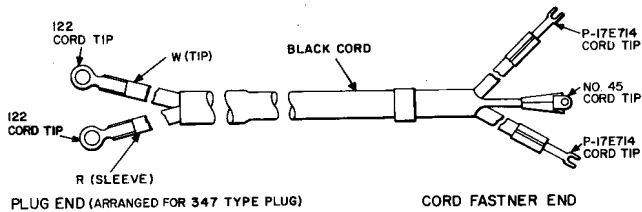


Res 0.21 Ω/ft

The code of the cord includes two 29 cord tips, one 132 cord tip, and one 133 cord tip. The cord was initially used in testing toll circuits. It also forms part of the 1B cord kit.

→W2H←

6 feet long

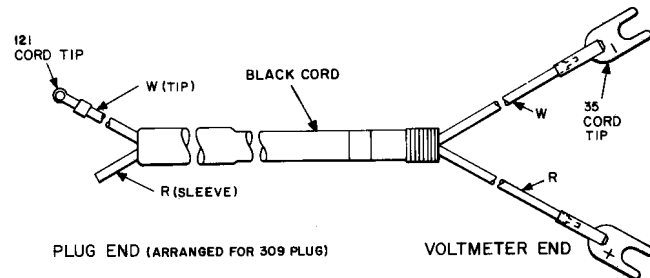


Res 0.01 Ω/ft

The code of the cord includes two 122 cord tips, one 45 cord tip, and two P-17E714 cord tips. The cord was initially intended for use in ammeter cord circuits associated with telephone repeater equipment.

→W2L←

5 feet long

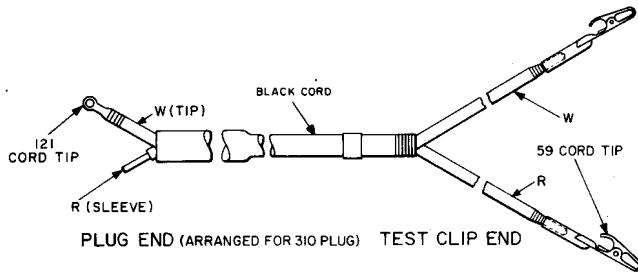


Res 0.18 Ω/ft

The code of the cord includes two special 35 cord tips, one marked + and one marked -, and two 121 cord tips. The cord was initially used in the portable meter circuit associated with telephone repeater equipment.

→W2M←

9 feet long

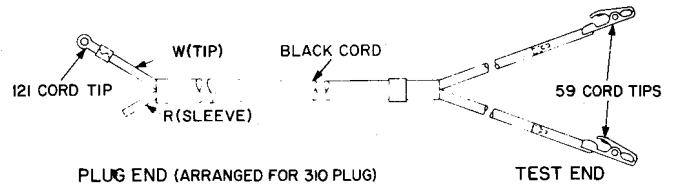


Res 0.01 Ω/ft

The code of the cord includes two 59 cord tips and one 121 cord tip. The cord was initially intended for use in dial telephone systems.

→W2T←

9 feet long

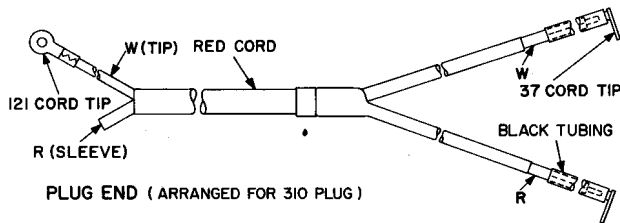


Res 0.18 Ω/ft

The code of the cord includes two 59 cord tips and one 121 cord tip. The cord was initially intended for use with a portable test set.

→W2R←

9 inches long

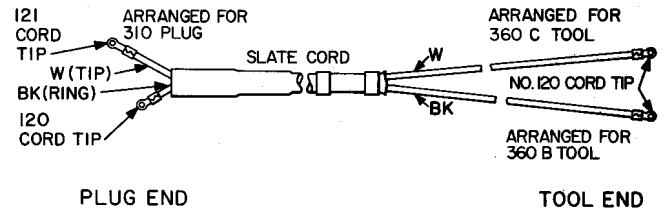


Res 0.21 Ω/ft

The code of the cord includes one 37 cord tip, one 77 cord tip, and one 121 cord tip. The cord was initially intended for use in connection with 200- and 206-type selector test set circuits.

→W2W←

6, 10, and 30 feet long (Unless specified in order, 6-foot lengths will be furnished.) Lengths include 5-foot long test leads at tool end.

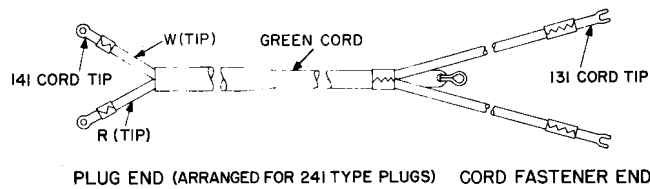


Res 0.18 Ω/ft

The code of the cord includes three 120 cord tips and one 121 cord tip. The cord was initially intended for use with the 35-type test set.

→W2S←

2 feet 6 inches long



Res 0.18 Ω/ft

The code of the cord includes two 131 cord tips and two 140 cord tips.

→W2Y←

MFR DISC