

TESTING CORD ASSEMBLIES

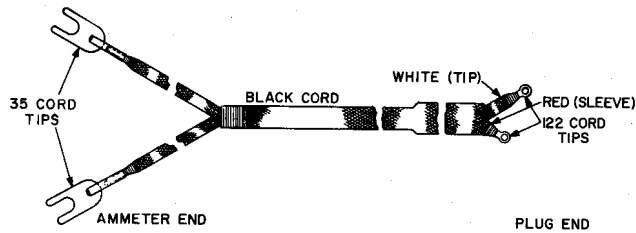
2-CONDUCTOR

W2AA THROUGH W2CL

DESCRIPTION

W2AA

5 feet long

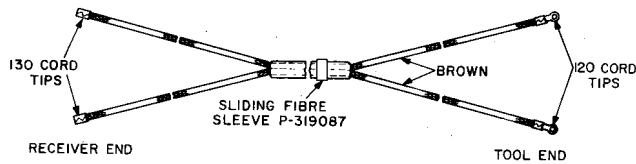


Res 0.01 Ω /ft

The code of the cord includes two 35 cord tips and two 122 cord tips. The plug end is finished for a 347 plug. The cord was initially intended for use with portable meters.

W2AB

6 feet long

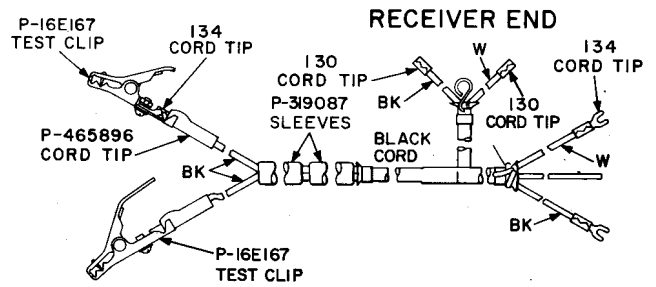


Res 0.21 Ω /ft

The code of the cord includes two 120 cord tips and two 130 cord tips. The cord was initially intended for use in circuit testing maintenance of central office equipment.

W2AE

2 feet 6 inches long

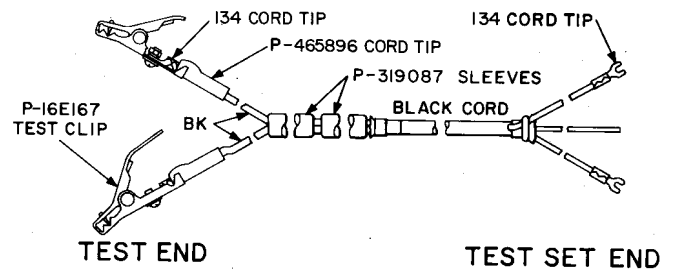


Res 0.16 Ω /ft

The code of the cord includes two P-16E167 test clips, two 134 cord tips, two 130 cord tips, and two P-319087 sleeves. The cord was initially intended for use with a 608A transmitter and a 528 receiver.

W2AF

4 feet long



Res 0.16 Ω /ft

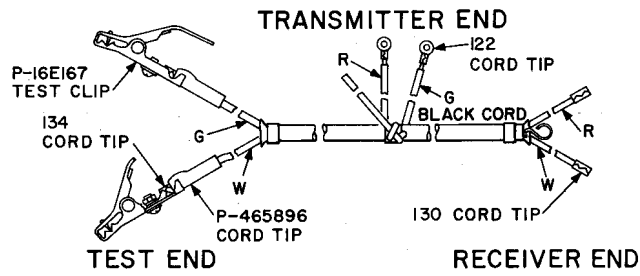
The code of the cord includes two P-16E167 test clips, two 134 cord tips, and two P-319087 sleeves. The cord was initially intended for use with the 52A test set.

NOTICE

Not for use or disclosure outside the
Bell System except under written agreement

W2AG

2 feet 6 inches long

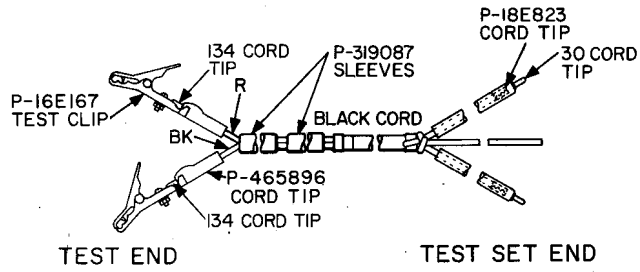


Res 0.16 Ω/ft

The code of the cord includes two P-16E167 clips, two 122 cord tips, and two 130 cord tips. The cord was initially intended for use with the 528 receiver for testing lines at connecting boxes.

W2AK

4 feet long



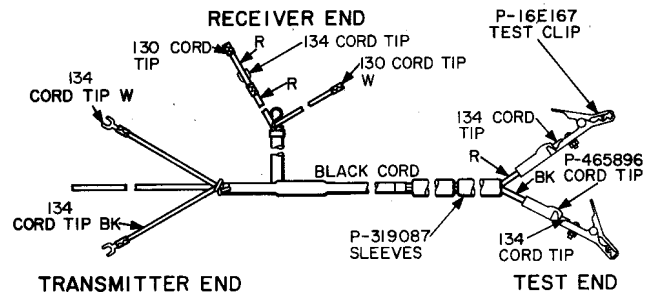
Res 0.16 Ω/ft

The code of the cord includes two P-16E167 test clips, two 30 cord tips, and two P-18E823 cord tips. The cord was initially intended for use with the D-81760 hand test telephone set.

W2AJ

→A&M ONLY←

3 feet 6 inches long

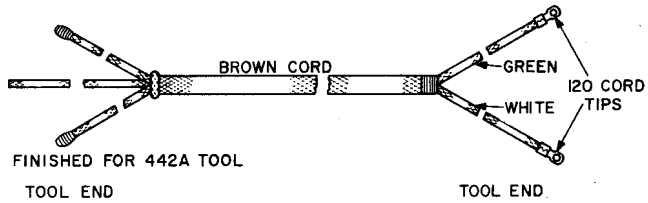


Res 0.16 Ω/ft

The code of the cord includes two P-16E167 clips, three 134 cord tips, and two 130 cord tips. The cord was initially intended for use as a test cord in connection with a 62A test set.

W2AL

5 feet long

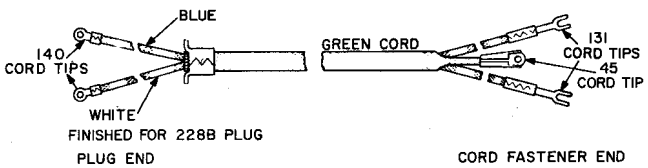


Res 0.21 Ω/ft

The code of the cord includes two 120 cord tips. The tool end is finished for a 442A tool.

W2AP

6 feet long



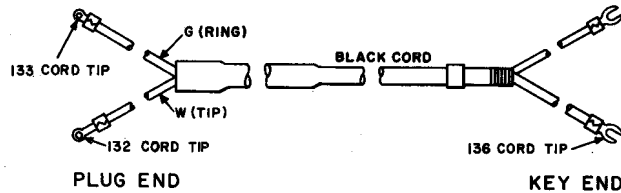
Res 0.21 Ω/ft

The code of the cord includes one 45 cord tip, two 131 cord tips, and two 140 cord tips. The plug end is finished for a 228B plug. The cord was initially intended for use on the No. 16 toll testboard.

W2AR **MFR DISC**
 Replaced by the W2GK cord.

→W2AS←

8 and 12 feet long (Unless otherwise specified, the 8-foot length shall be furnished.)



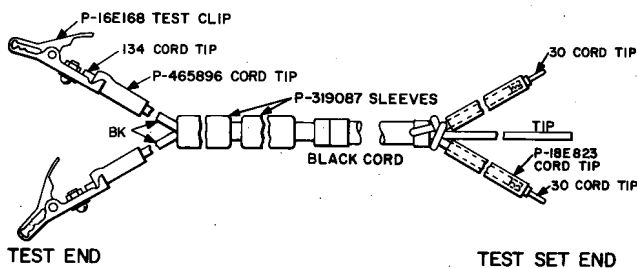
Res 0.21 Ω/ft

The code of the cord includes two 136 cord tips, one 133 cord tip, and one 132 cord tip. The plug end is finished for a 310 plug, and the key end is finished for a 522A key. The cord was initially intended for use in the test circuit, No. 12 switchboard.

W2AW **MFR DISC**
 Replaced by the W2GF cord.

W2AY **MFR DISC**
 Replaced by the W2GG cord.

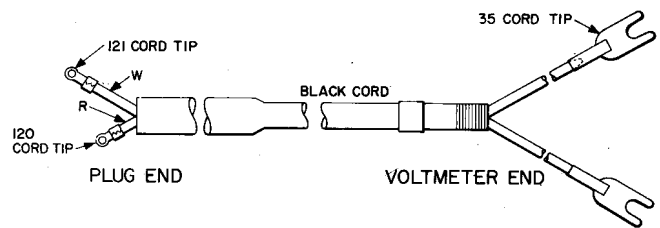
W2BA
 4 feet long



Res 0.16 Ω/ft

The code of the cord includes two P-16E168 test clips, two 30 cord tips, two 134 cord tips, two P-465896 cord tips, and two P-319087 sleeves. The cord was initially intended for use with the D-81761 hand test telephone set.

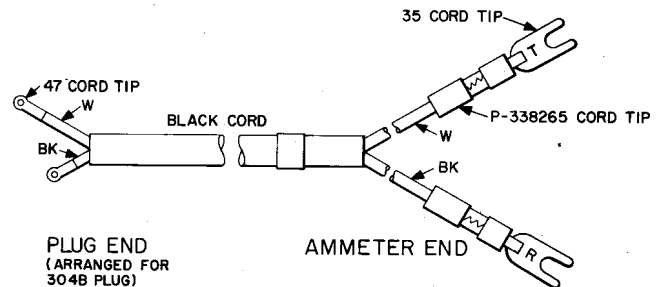
W2BB
 5 feet long



Res 0.01 Ω/ft

The code of the cord includes two 35 cord tips, one 121 cord tip, and one 120 cord tip. The plug end is finished for a 309 plug. The cord was initially intended for use with the No. 6 service observing set.

W2BC
 5 feet 6 inches long

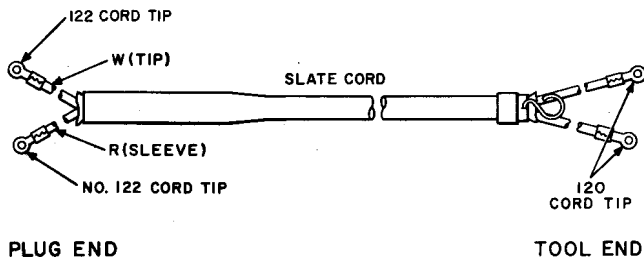


Res 0.004 Ω/ft

The code of the cord includes two 35 cord tips, one marked "T" and one marked "R", and two 47 cord tips. The cord was initially intended for use in the filament circuit of carrier telephone terminal and repeater amplifiers.

→W2BD←

20 feet long



PLUG END
(ARRANGED FOR
347 PLUG)

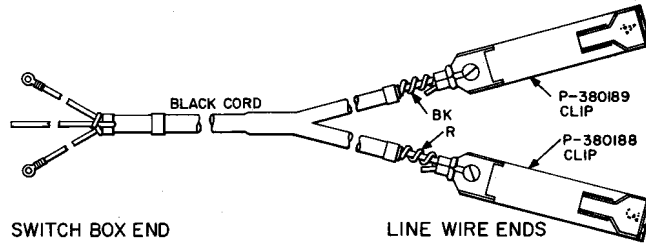
TOOL END

Res 0.21 Ω/ft

The code of the cord includes two 120 cord tips and two 122 cord tips. The cord was initially intended for use in step-by-step connector frames in line busy recorder circuit.

W2BF

6 feet long



SWITCH BOX END

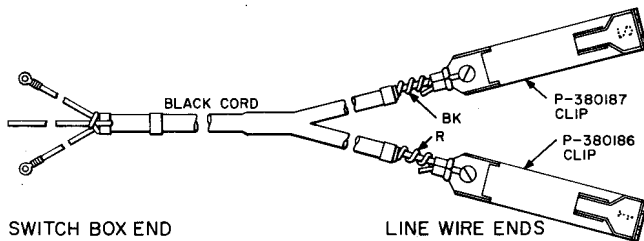
LINE WIRE ENDS

Res 0.16 Ω/ft

The code of the cord includes one P-380189 line-wire clip and one P-380188 line-wire clip. The free end of the cord is finished with free conductors terminated in formed loops for a No. 10 screw. The cord was initially intended for use with the 5A switchbox.

W2BE

6 feet long



SWITCH BOX END

LINE WIRE ENDS

Res 0.16 Ω/ft

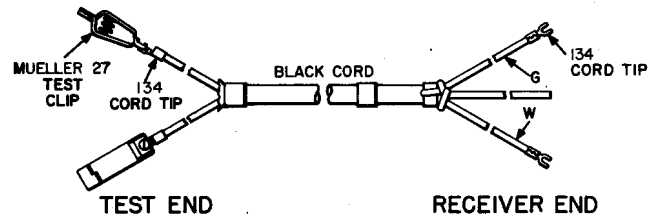
The code of the cord includes one P-380187 line-wire clip and one P-380186 line-wire clip. The free end of the cord is finished in conductors terminated in formed loops for a No. 10 screw. The cord was initially intended for use with the 5A switchbox.

W2BG

MFR DISC

W2BH

6 feet long



TEST END

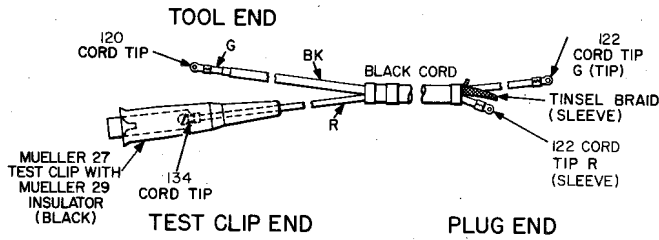
RECEIVER END

Res 0.16 Ω/ft

The code of the cord includes two Mueller 27 universal test clips and four 134 cord tips. The cord was initially intended for use with the 17-type test set.

W2BJ

6 feet long



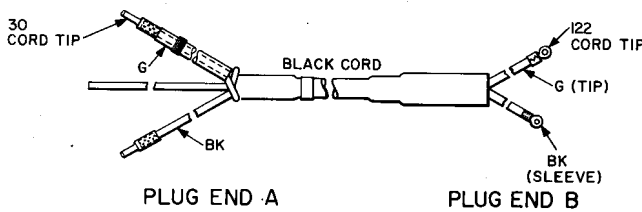
Res of black conductor is 0.18 Ω /ft.

Res of red conductor is 0.16 Ω /ft.

The code of the cord includes two 122 cord tips, one 120 cord tip, and one Mueller 27 universal test clip with a Mueller 29 insulator (black). The plug end is finished for a 347 plug.

W2BK

6 and 30 feet (Unless otherwise specified, the 6-foot length shall be furnished.)

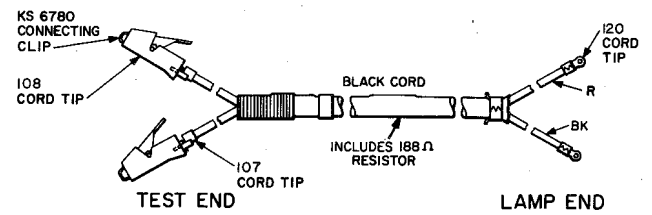


Res 0.21 Ω /ft

The code of the cord includes two 30 cord tips and two 122 cord tips. Plug end A is finished for a 186 plug, and plug end B is finished for a 347 plug. The plug was initially intended for use with a 107A amplifier.

W2BL

10 feet 4 inches long



Res of the black conductor is 0.16 Ω /ft.

Res of the red conductor is 0.16 Ω /ft with a 188 ohm resistor wired in series with the conductor.

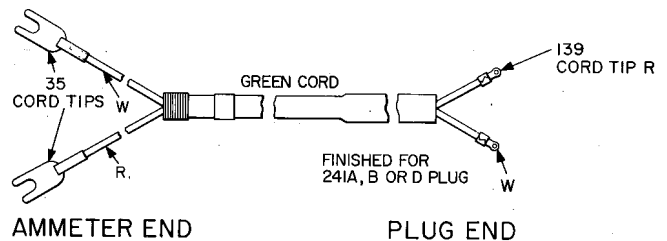
The code of the cord includes two 120 cord tips, two 107 cord tips, and two KS-6780 connecting clips with two 108 cord tips. The KS-6780 connecting clips and the 108 cord tips are furnished as loose parts. The moisture-proof cord was initially intended for use with the 510C tool.

W2BM

MFR DISC

W2BP

2 feet 6 inches and 6 feet long (Unless otherwise specified, the 2-foot 6-inch cord shall be furnished.)

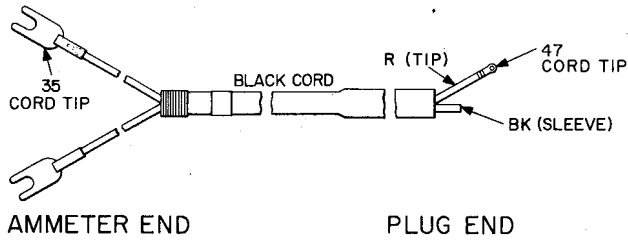


Res 0.21 Ω /ft

The code of the cord includes two 35 cord tips and two 139 cord tips. The plug end is finished for a 241A, B, or D plug. The cord was initially intended for use as a testing cord in central offices and carrier equipment.

→W2BR←

4 feet long

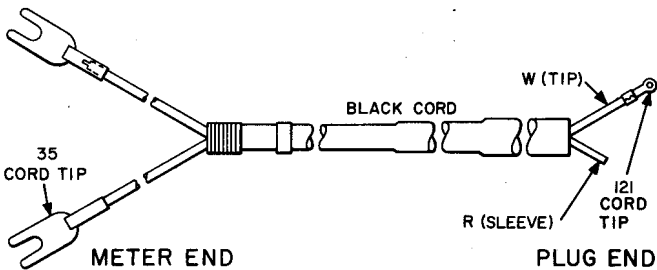


Res 0.006 Ω/ft

The code of the cord includes two 35 cord tips and one 47 cord tip. The plug end is finished for a 309 plug. The cord was initially intended for use as a testing cord in central offices.

W2BS

5 feet long

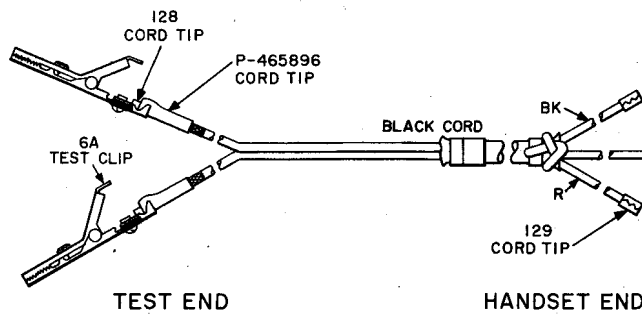


Res 0.21 Ω/ft

The code of the cord includes two 35 cord tips and one 121 cord tip. The plug end is finished for a 310 plug. The cord was initially intended for use as a testing cord in central offices.

W2BT

4 feet long

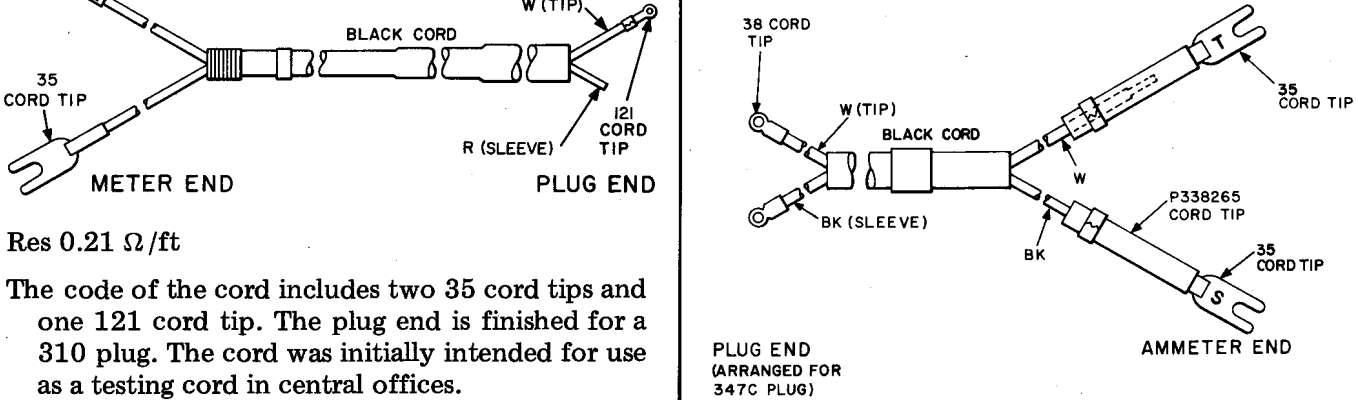


Res 0.16 Ω/ft

The code of the cord includes two 6A test clips, two 129 cord tips, two 128 cord tips, and two P-465896 cord tips. The cord was initially intended for use with 1011A and B handsets.

W2BY

4 feet 6 inches



Res 0.006 Ω/ft

The code of the cord includes two 35 cord tips, one marked "T" and one marked "S", and two 38 cord tips. The cord was initially intended for use in the 160A1 carrier telegraph test set per J70044.

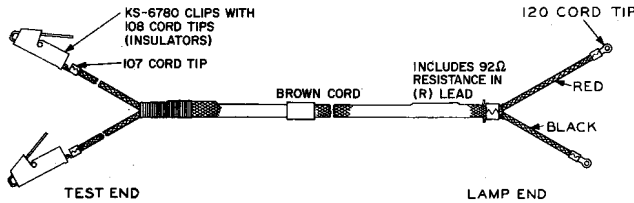
W2CA

MFR DISC

Replaced by the W2GH cord.

W2CB

10 feet 4 inches long

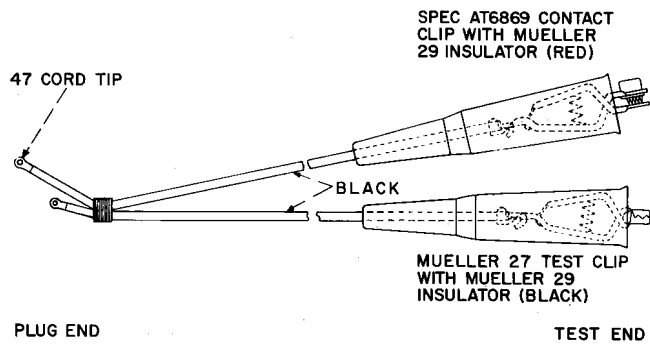


Res 0.16 Ω/ft

The code of the cord includes two 107 cord tips and two 120 cord tips. Two 108 cord tips and two KS-6780 connecting clips are furnished for use at the test end but are attached only when the cord is ordered equipped with a 510B tool. The cord was initially intended for use with the 510B tool.

W2CC

8 feet long

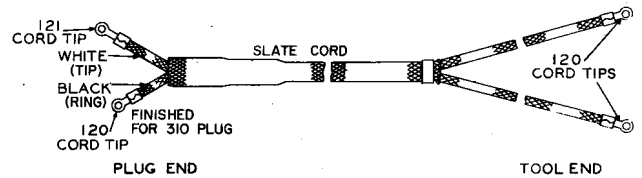


Res 0.006 Ω/ft

The code of the cord includes one C cable transfer clip with Mueller 29 red insulator, one Mueller 27 universal clip with Mueller 29 black insulator, and two 47 cord tips. The conductors are bound together at the plug end with black thread and arranged for a 310 plug. The cord was initially intended for use with the 72A test set.

W2CF

1 foot long

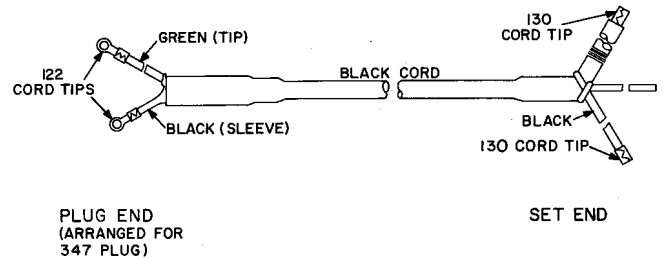


Res 0.21 Ω/ft

The code of the cord includes three 120 cord tips and one 121 cord tip. The cord was initially intended for use as a testing cord in operator's telephone circuits.

→W2CG←

6 feet long

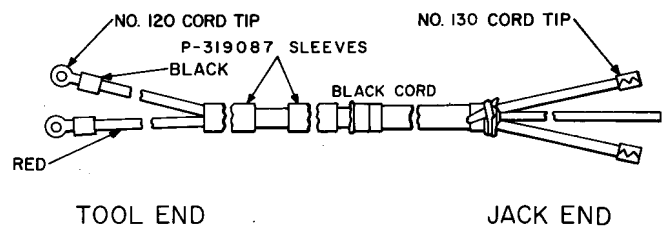


Res 0.21 Ω/ft

The code of the cord includes two 130 cord tips and two 122 cord tips. The cord was initially intended for use with 47B and 75A test sets.

W2CJ

4 feet long



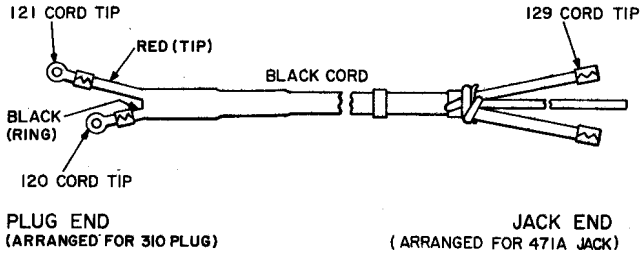
Res 0.21 Ω/ft

The code of the cord includes two 120 cord tips, two 130 cord tips, and two P-319087 sleeves. The cord was initially intended to form part of the 2W41A cord.

SECTION 032-312-131

→W2CK←

5 and 10 feet long (Unless otherwise specified, the 5-foot cord shall be furnished.)

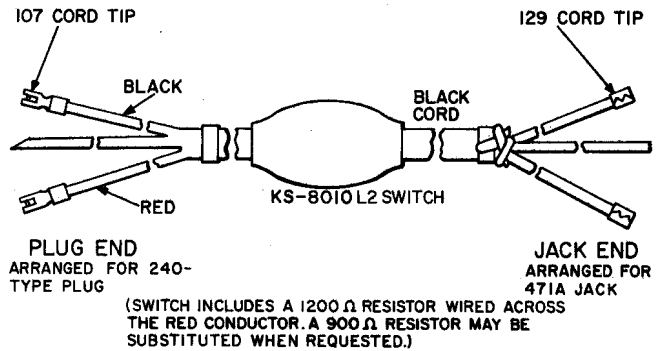


Res 0.21 Ω /ft

The code of the cord includes two 129 cord tips, one 121 cord tip, and one 120 cord tip. The cord was initially intended to form part of the 2W38A cord.

→W2CL←

4 feet long



Res 0.21 Ω /ft

The code of the cord includes two 129 cord tips, two 107 cord tips, and a KS-8010 switch. The cord was initially intended to form part of the 2W39A, 2W40A, and 2W45A cords.