

TESTING CORD ASSEMBLIES

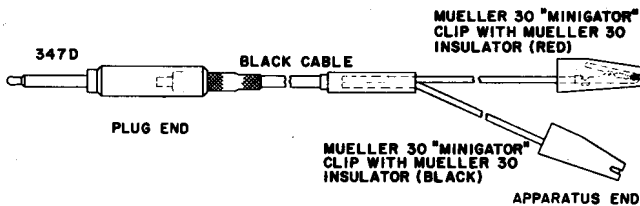
2-CONDUCTOR CORDS

W2ES TO W2FW

DESCRIPTION

→W2ES←

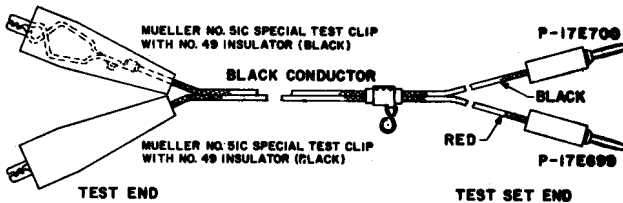
4 feet long  
Res. 0.007  $\Omega$ /ft



The code of the cord includes one 347D plug, two 30 Mueller Mini-Gator clips, and two 32 Mueller insulators, one red and one black. The cord was intended initially for use in testing auxiliary channel transmitter modulators at TH radio system maintenance centers.

W2ET

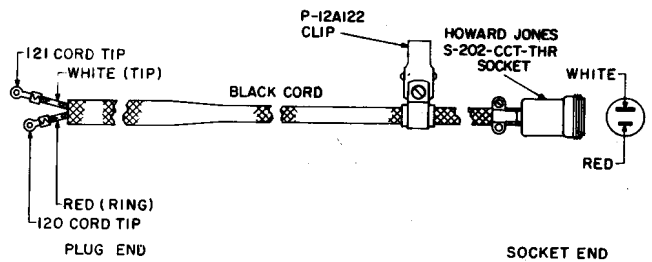
3 feet 9 inches long



The code of the cord includes two Mueller 51C special test clips (with spring of a Mueller 48B test clip), two Mueller 49 insulators, one red and one black, one P-359851S hook and band assembly, one P-17E700 black plug, and one P-17E699 red plug. The cord was intended initially for use with the KS-16990 L1 test set.

W2EU

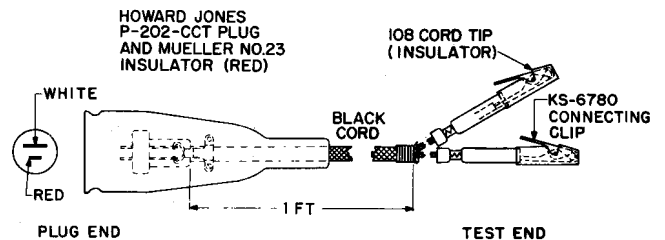
17 feet long  
(Together with the W2EW cord, replaces the W2EJ cord.)



The code of the cord includes one Howard Jones S202-CCT-THR socket, one P-12A122 cord support clip, one 121 cord tip, and one 120 cord tip arranged for tip and ring connection to a 310 plug. The cord was intended initially for connection to the W2EW cord for use with the 108 test set.

W2EW

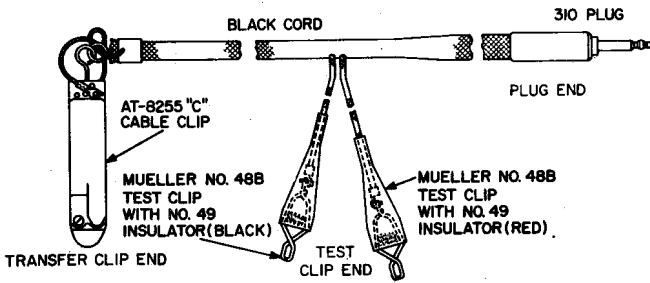
1 foot long  
(Together with the W2EU cord, replaces the W2EJ cord.)



The code of the cord includes one Howard Jones P-202-CCT plug, one free-sliding Mueller 23 red insulator, and two KS-6780 connecting clips with two 108 cord tips (rubber insulators). The cord was intended initially for connection to the W2EU cord for use with the 108 test set.

**W2FB**

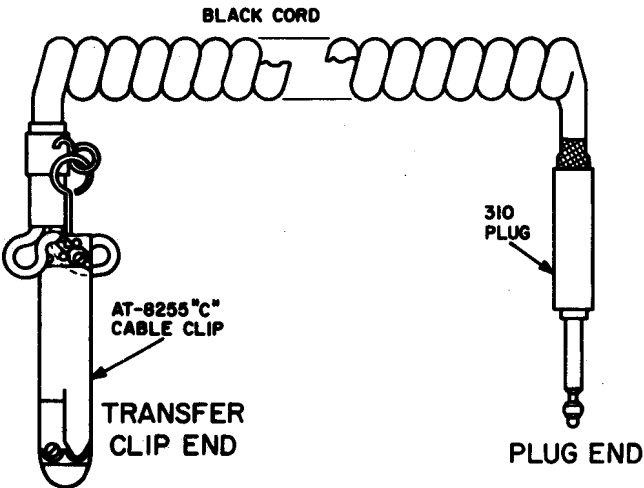
5 feet long  
Res. of each conductor is 0.16 Ω/ft.



The code of the cord includes one AT-8255C cable clips, one 310 plug, two Mueller 48B universal test clips, and two No. 49 flexible insulators, one red and one black. The cord was intended initially for use with the AT-8121 L3A test set.

**W2FC**

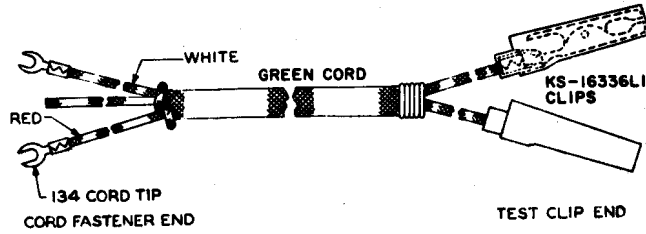
4 feet long (usable length)



The code of the cord includes a spring-type cord, a 310 plug, and an AT-8255C cable clip (modified Larson double clip assembly). The cord was intended initially for use with the 120A test set.

**W2FD**


9 feet 6 inches or 19 feet 6 inches long  
(9-foot 6-inch length shall be furnished unless otherwise specified.)



The code of the cord includes two KS-16336 L1 test clips having red insulators and two 134 cord tips. The cord was intended initially for use with a monitoring circuit for the WADS network.

**W2FE**

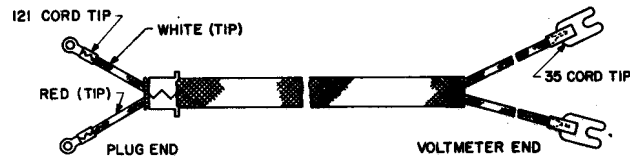
9 feet 6 inches or 19 feet 6 inches long  
(9-foot 6-inch length shall be furnished unless otherwise specified.)



The code of the cord includes two KS-16336 L1 test clips having red insulators. Two 122 cord tips finish one end for a 347-type plug. The cord was intended initially for use with a monitoring circuit for the WADS network.

**W2FG**

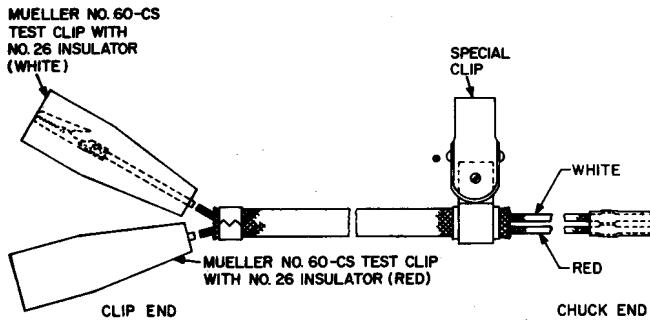
6 feet long



The code of the cord includes two 121 cord tips and two 35 cord tips. The cord was intended initially for use in connecting a meter to the battery voltage measuring circuit in the J68743-type K carrier telephone equipment.

**W2FH**

6 inches long



The code of the cord includes two Mueller 60-CS alligator test clips each equipped with a Mueller 26 insulator corresponding in color to the conductor, one red and one white. Each conductor is equipped with a chuck, insulated with flexible tubing corresponding in color to the conductor, one red and one white. A length of clear plastic tubing encases the two chucks and holds them side by side for connection to 0.045-inch square terminals which are spaced at 0.2-inch centers, provided with a special clip for support. The cord was intended initially for use with outside plant test apparatus in Electronic Switching Systems central offices.

**W2FJ**

**MFR DISC**

(Replaced by W2GC cord.)

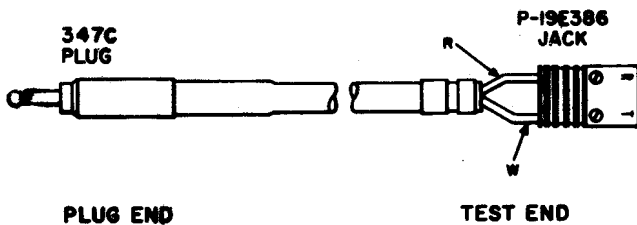
**W2FK**

**MFR DISC**

(Replaced by the W2GD cord.)

**W2FL**

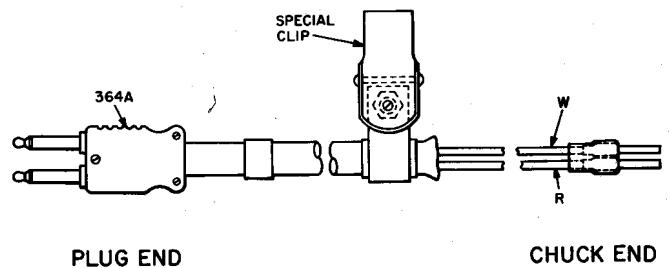
16 feet long



The code of the cord includes a 347C plug and a P-19E386 jack designed to connect to pairs of terminals of a 66H1-64 connecting block. The jack is stamped "T" and "R" for orientation to connecting block. The cord was intended initially for service observing in the No. 1 Electronic Switching System.

**W2FM**

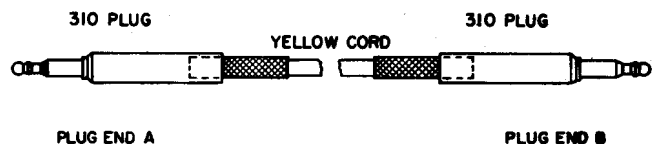
16 feet long



The code of the cord includes a 364A plug. Each conductor is equipped with a chuck having flexible tubing corresponding in color to the conductor, one red and one white. A length of clear plastic tubing encases the two chucks and holds them side by side for connection to 0.045-inch square terminals spaced at 0.2-inch centers. The cord was intended initially for use with No. 2 Electronic Switching System.

**W2FN**

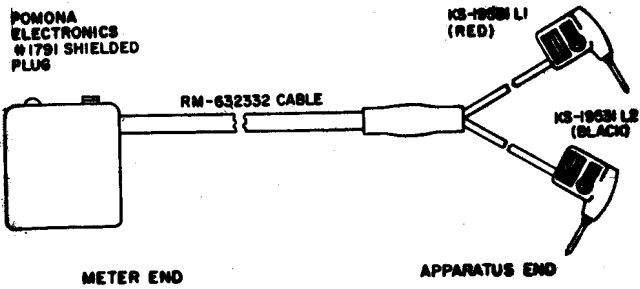
6 feet long



The code of the cord includes two 310 plugs. The cord was intended initially for use with the J34728A test set.

**W2FP**

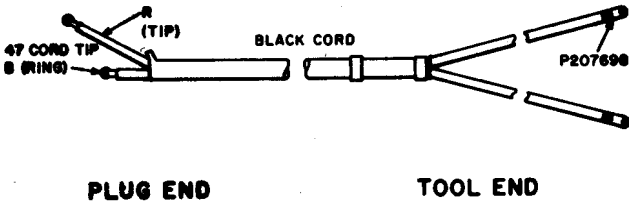
8 feet long



The code of the cord includes one Pomona Electronics 1791 shielded plug, one KS-19531 L1 (red) plug, and one KS-19531 L2 (black) plug. The cord was intended initially for use in the maintenance of the alarm system of the terminal equipment of the N3 Carrier System.

**W2FR**

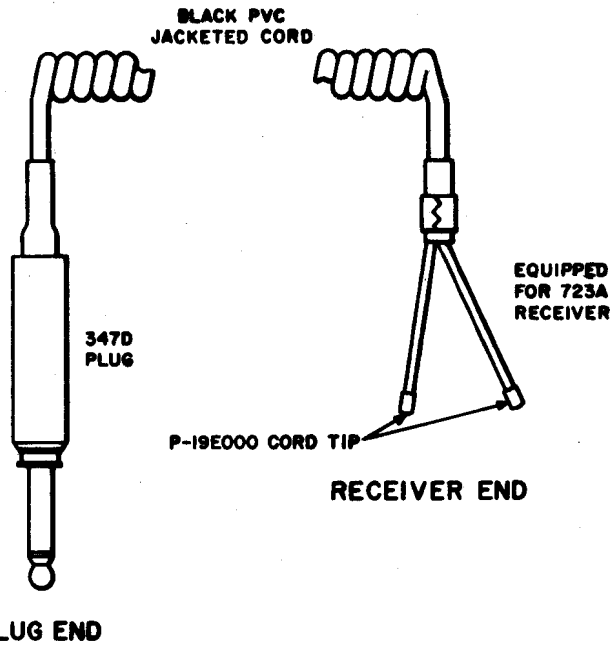
5 feet long



The code of the cord includes two 47 cord tips and two P-207698 cord tips. The cord was intended initially for use with the 22A milliwatt reference meter (J94022A)

**W2FS**

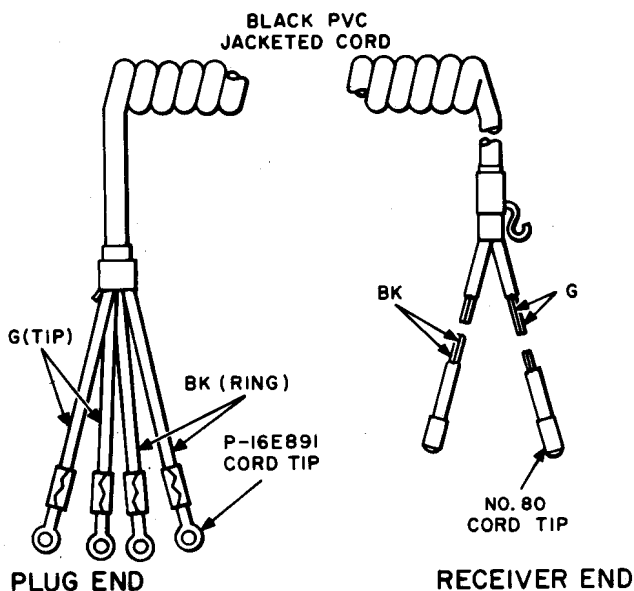
3 feet long (usable length)



The code the cord includes a spring-type cord, one 347D plug, and two P-19E000 tips. The free end is equipped for a 723A receiver. The cord was intended initially for use with the J94003-type noise measuring set.

→W2FT←

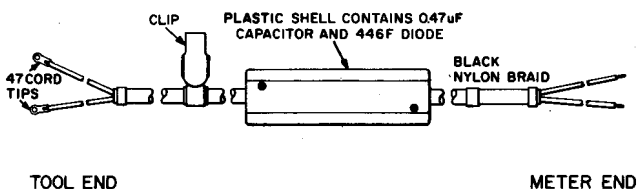
4 feet long (usable length)



The code of the cord includes a spring-type cord, two P-16E891 cord tips, and two 80 cord tips. The cord was intended initially for use with the 91A test set.

W2FU

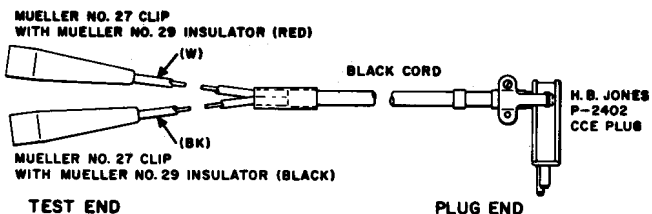
10 feet long



The code of the cord includes two 47 cord tips and in line with the conductors a 0.47  $\mu$ F capacitor and a 446F diode which are encased in a plastic shell. The cord was intended initially for the 2W49A and 2W49B cords which are used in testing wired-in diodes in switching equipment.

W2FW

35 feet long



The code of the cord includes two Mueller 27 Universal test clips and an H.B. Jones P-2402 CCE plug. The cord was intended initially for use with the KS-14103 test set. Replaces the W2FK cord.