

TESTING CORD ASSEMBLIES

2-CONDUCTOR CORDS

W2GA THROUGH W2GY

DESCRIPTION

1. GENERAL

1.01 This section lists and illustrates the W2GA through W2GY 2-conductor cords.

1.02 This section is reissued to:

- Update the format
- Rate the W2GK and W2GT cords Mfr Disc.

Revision arrows have been used to emphasize the more significant changes. The Equipment Test List is not affected.

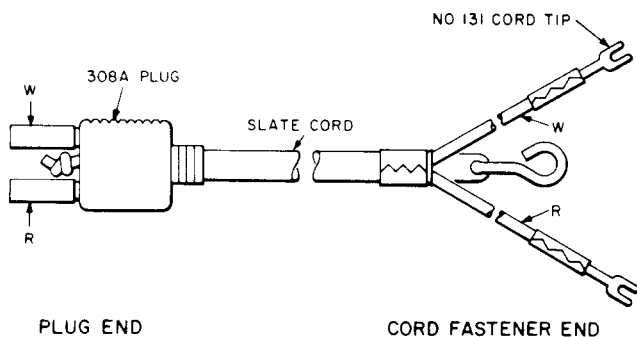
1.03 For general information on these cords, refer to Section 032-312-100.

2. DESCRIPTION OF CORDS

W2GA

6 feet long

Res 0.21 Ω /ft

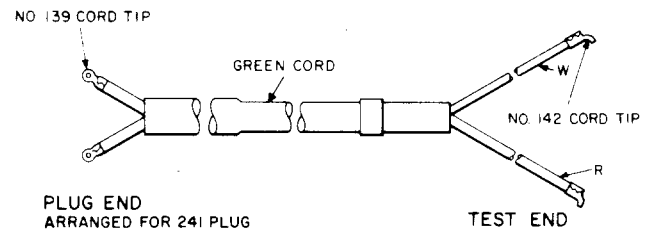


The W2GA cord includes two 131 cord tips and a 308A plug. The cord was initially intended for use on the No. 2 or 9B telegraph service board.

W2GB

6 feet long

Res 0.21 Ω /ft

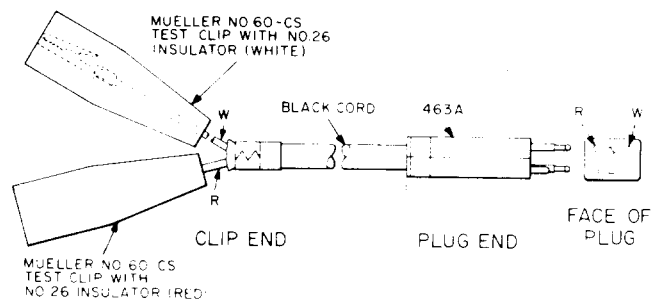


The W2GB cord includes two 142 cord tips and two 139 cord tips. The cord was initially intended for use in F-type signaling. This cord forms part of the 2W51A cord.

W2GC

3 feet long

Res 0.21 Ω /ft



The W2GC cord includes a 463A plug and two Mueller 60-CS alligator test clips, each equipped with a Mueller 26 insulator corresponding in color to the conductor, one red and one white. The cord was initially intended for use with outside plant test apparatus in ESS Central Offices.

NOTICE

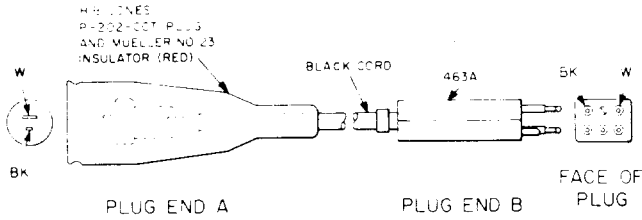
Not for use or disclosure outside the
Bell System except under written agreement

SECTION 032-312-134

W2GD

10 inches long

Res 0.006 Ω/ft

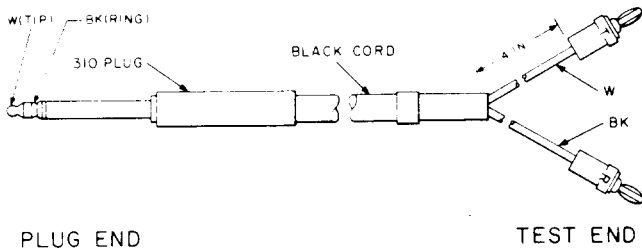


The W2GD cord includes a Jones P-202-CCT plug, a Mueller 23 red insulator, and a 463A plug. The cord was initially intended for use with outside plant apparatus in ESS Central Offices.

W2GE

5 feet long

Res 0.006 Ω/ft



The W2GE cord includes a 310 plug on one end, and the other end the free conductors terminate in banana plugs of corresponding colors, one white and one black. The cord was initially intended for use with the Perforator and Reader Test Table J49803R.

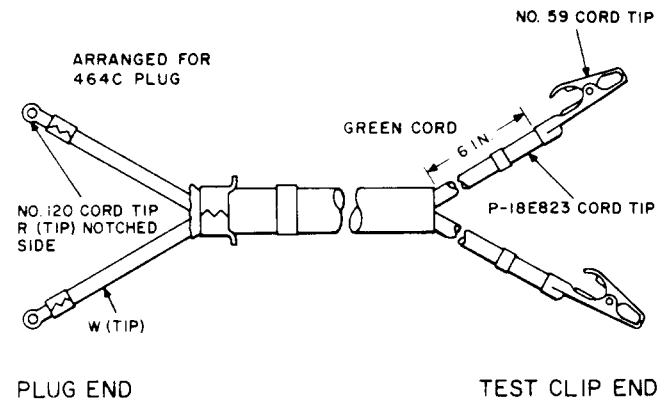
W2GF—MFR DISC.

No replacement.

W2GG

9 feet 6 inches long

Res 0.21 Ω/ft

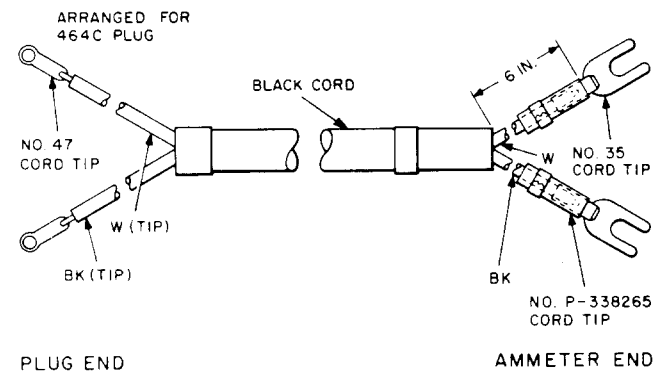


The W2GG cord includes two 120 cord tips and two 59 cord tips. The cord was initially intended for use as a test cord in connection with local test desks.

W2GH

5 feet 6 inches long

Res 0.004 Ω/ft



The W2GH cord includes two 47 cord tips and two 35 cord tips. The cord was initially intended for use in toll circuits with the KS-8340 ohmmeter.

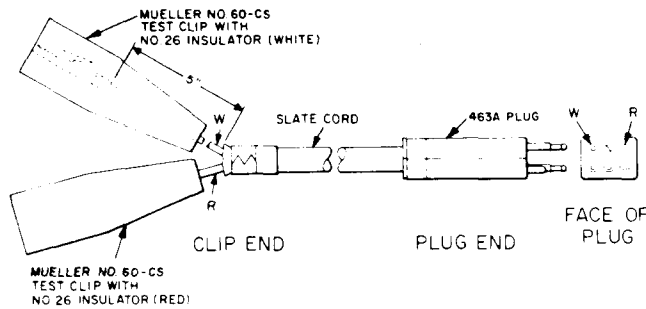
W2GK—MFR DISC.

No replacement.

W2GL

3 feet long

Res 0.21 Ω /ft

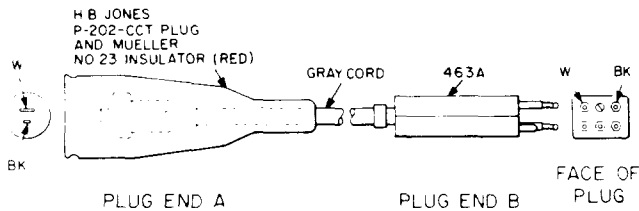


The W2GL cord includes a 463A plug and two Mueller 60-CS alligator test clips, each equipped with a Mueller 26 insulator corresponding in color to the conductor, one red and one white. The cord was initially intended for use with 303-type connectors in central office MDF.

W2GM

10 inches long

Res 0.006 Ω /ft



The W2GM cord includes a 463A plug and one H.B. Jones P-202-CCT plug equipped with a Mueller 23 red insulator. The cord was initially intended for use with 303-type connectors in central office MDF.

W2GN—MFR DISC.

No replacement.

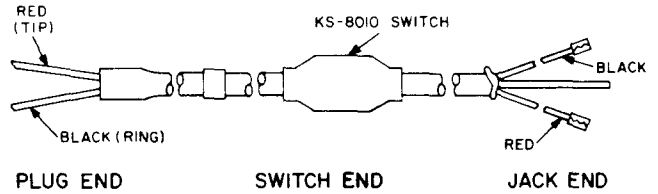
W2GP—MFR DISC.

No replacement.

W2GR

5 feet long

Res 0.21 Ω /ft

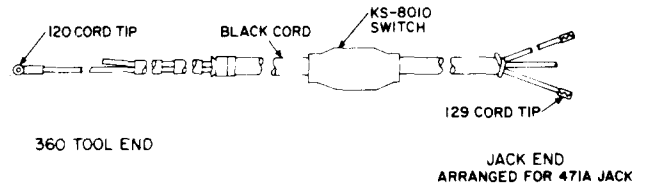


The W2GR cord is equipped with an in-line KS-8010 switch located near the jack end which is finished for a 471A jack. The plug end is finished for a 310 plug. The cord was initially intended for use as part of the 2W52A cord.

W2GS

4 feet long

Res 0.21 Ω /ft



The W2GS cord includes two 120 cord tips and two 129 cord tips. The tool end is finished in 4-foot free conductors which are considered the length of the cord. The cord is equipped with an in-line KS-8010 switch in the cord body. The cord was initially intended for use as part of the 2W53A cord.

W2GT—MFR DISC.

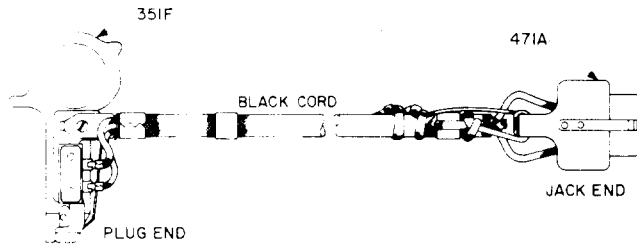
Replaced by the W2HG cord.

SECTION 032-312-134

W2GU

4 and 11 feet (Unless otherwise specified, the 4-foot length will be furnished.)

Res 0.21 Ω /ft



The W2GU cord includes a 471A jack and a 351F plug. At the jack end, the red conductor shall go to terminal 1 and the black conductor to terminal 2. At the plug end, the black conductor is attached to the terminal adjacent to the ground spring and the red conductor to the other terminal. The cord was initially intended for use with the 1011G and 1014A handsets.

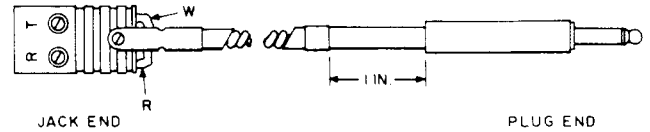
W2GW—MFR DISC.

No replacement.

W2GY

9 feet long

Res .21 Ω /ft



The W2GY cord includes a special 841089519 jack assembly designed to hang on a pair of .045 inch square terminals spaced .437 inch apart. The other end has a KS-21926, L1, plug for terminating the white (tip) and red (sleeve) leads. The cord is a black nylon braided cord consisting of two tinsel conductors, one white and one red. The cord was initially intended for use on the Service Observing COSMIC Frame System.