

TEST CORD ASSEMBLIES

3-CONDUCTOR CORDS

W3AA THROUGH W3AY

DESCRIPTION

1. GENERAL

1.01 This section lists and illustrates the W3AA through W3AY 3-conductor cords.

1.02 This section is reissued to:

- Rate the W3AU cord Mfr Disc.
- Add comcode number 400409363 to W3AA and W3AH cords
- Update the format.

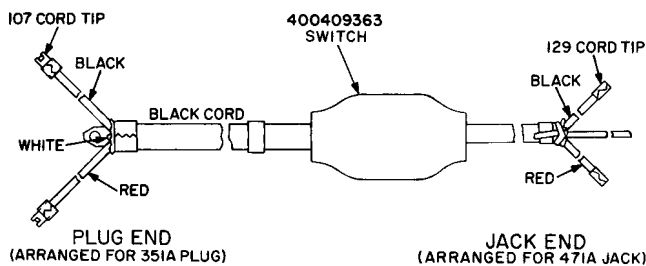
Revision arrows are used to emphasize the more significant changes. The Equipment Test List is not affected.

1.03 For general information on these cords, refer to Section 032-313-100.

2. DESCRIPTION OF CORDS

W3AA

5 feet long

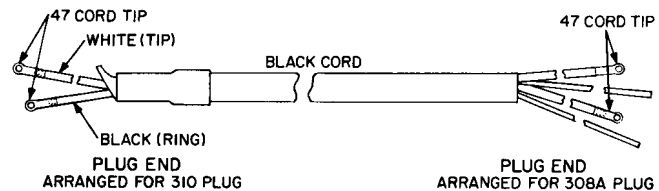


Res 0.21 Ω /ft

The W3AA cord includes two 107 cord tips and two 129 cord tips. It is equipped with an in-line switch and a 2000-ohm resistor (or a 1700-ohm resistor when requested). The resistor is housed in the switch and is connected across the red and white conductors when the switch is closed. Plug end is arranged for a 351A plug and jack end for a 471A jack. The cord forms part of the 3W8A cord when furnished with a 2000-ohm resistor, and part of 3W8B cord when furnished with a 1700-ohm resistor.

W3AB

12 and 25 feet long (Unless specified in the order, a 12-foot length will be furnished.)



Res 0.006 Ω /ft

The W3AB cord includes four 47 cord tips. The cord was initially intended for use with the J64031 (31A and B) transmission measuring set.

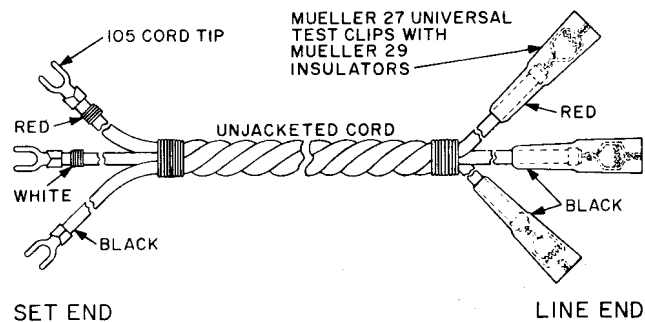
W3AC—MFR DISC.

NOTICE

Not for use or disclosure outside the Bell System except under written agreement

W3AD

5 feet long

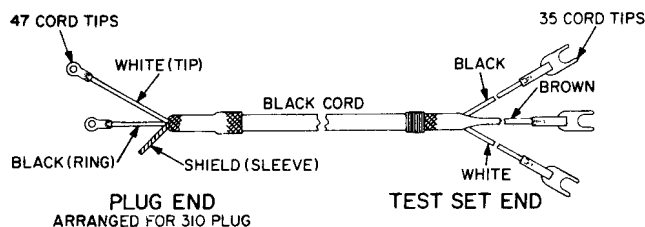


Res 0.006 Ω/ft

The W3AD cord includes three 105 cord tips, three Mueller 27 test clips, and three Mueller 29 insulators, one black and two red. The cord forms part of the 88A test set.

W3AE

5 feet long



Res 0.006 Ω/ft

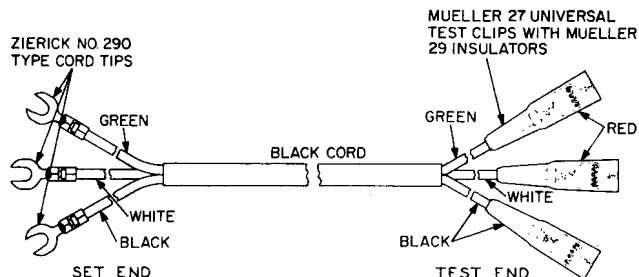
The W3AE cord includes three 35 cord tips and two 47 cord tips. The cord was initially intended for use as a battery connection for the J64730 2A signaling test set in the toll systems. Also forms part of the 3W9A cord.

W3AF—MFR DISC.

No replacement.

W3AG

20 feet long

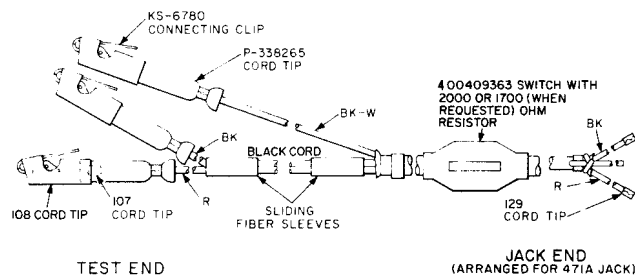


Res 0.006 Ω/ft

The W3AG cord includes three Zierick Mfg Corp 290 terminals (arranged for an 8 or 10 screw), three Mueller 27 test clips, and three Mueller 29 insulators, two red and one black. The cord forms part of the 96A test set.

W3AH

4 feet long

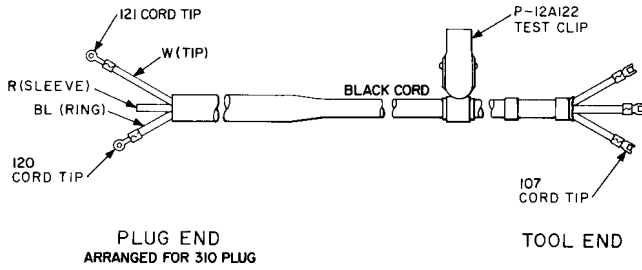


Res 0.21 Ω/ft

The W3AH cord includes two 129 cord tips, three KS-6780 connecting clips, and three 108 cord tips. The cord forms part of the 3W10A cord when furnished with a 2000-ohm resistor, and part of 3W10B cord when furnished with a 1700-ohm resistor.

W3AJ

12 feet long



Res 0.21 Ω /ft

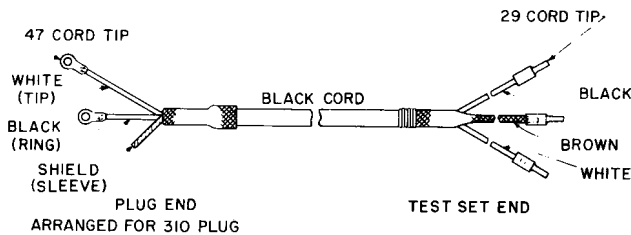
The W3AJ cord includes three 107 cord tips, one 120 cord tip, one 121 cord tip, and one P-12A122 test clip. The cord was initially intended for use with the SD-32173-01 auxiliary test set for line-finders of step-by-step systems and with the SD-90469-02 trunk test set circuit for common systems.

W3AK—MFR DISC.

Replaced by the W3AM cord.

W3AL

5 feet long

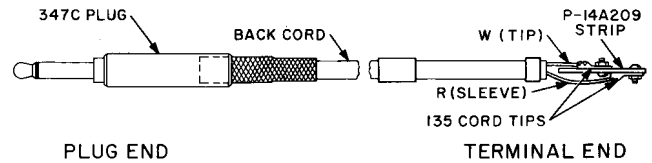


Res 0.006 Ω /ft

The W3AL cord includes two 47 cord tips and three 29 cord tips. The cord was initially intended for use in conjunction with the J98612 test set for testing E2 and E3 telephone repeaters.

W3AM

22 feet long



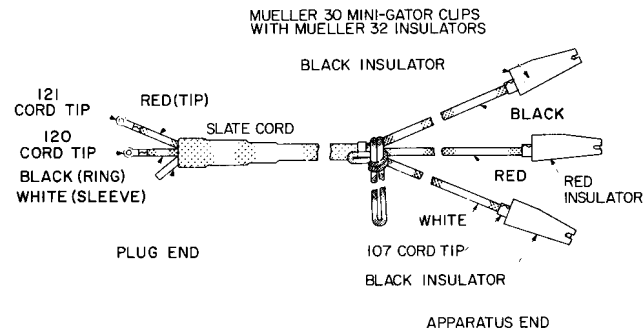
Res 0.25 Ω /ft

The W3AM cord includes one 347C plug and one P-14A209 terminal strip (phenol fibre, 1/4 by 1/16 by 1-3/8 inches long). The cord forms part of the 105D test set.

Replaces the W3AK cord.

W3AN

4 and 9 feet long (Unless otherwise specified, a 4-foot length will be furnished.)

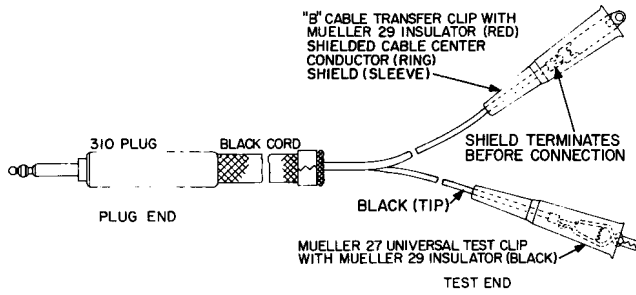


Res 0.21 Ω /ft

The W3AN cord includes three Mueller 30 Mini-Gator clips, three Mueller 32 insulators, two black and one red, one 120 cord tip, and one 121 cord tip arranged for tip and ring connection to a 310 plug. The cord was initially intended for use at TH radio system maintenance centers for testing auxiliary channel frequency shift modulators.

W3AP

4 feet 6 inches long



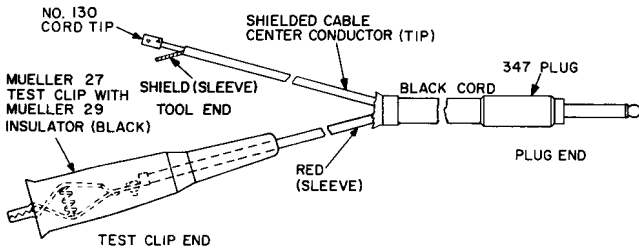
Res of black conductor 0.16 Ω /ft

Res of shielded conductor 0.048 Ω /ft

The W3AP cord includes one 310 plug, one Mueller 27 test clip, one contact clip for B cable transfer clip per specification AT-6869, and two Mueller 29 insulators, one black and one red. The cord was initially intended for use with the AT-8121 L2A test set.

W3AR

6 feet long



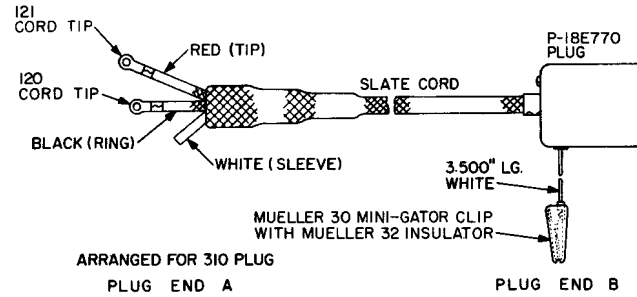
Res of red conductor 0.16 Ω /ft

Res of shielded conductor 0.048 Ω /ft

The W3AR cord includes one 347 plug, one 130 cord tip, one Mueller 27 test clip, and one Mueller 29 black insulator. The cord was initially intended for use with a capacitance probe in conjunction with the AT-8121 L2A transmitter and the AT-8121 L3A receiver.

W3AT

4 feet long



Res 0.21 Ω /ft

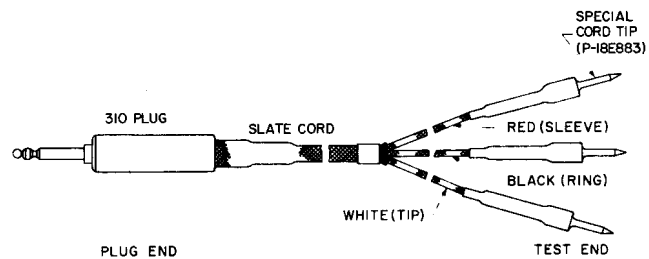
The W3AT cord includes one 121 cord tip, one 120 cord tip, one Mueller 30 Mini-Gator clip having a Mueller 32 insulator, and one P-18E770 plug. The black conductor is terminated at the terminal which is connected to the plug shell, and the red conductor is terminated at the other terminal. The cord was initially intended for use with the B1 Data Carrier System.

W3AU—MFR DISC.

No replacement.

W3AW

6 feet long

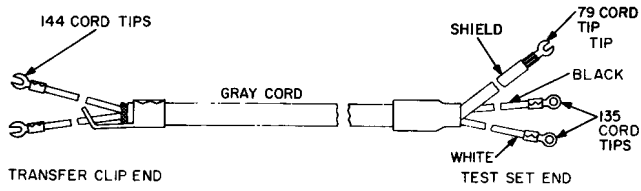


Res 0.21 Ω /ft

The W3AW cord includes one 310 plug and three P-18E883 cord tips. The cord was initially intended for use with the 35F test set in conjunction with 1 ESS.

W3AY

4 feet long

Res 0.017 Ω /ft

The W3AY cord includes two 144 cord tips, two 135 cord tips, and one 79 cord tip. The cord was initially intended for use with the 3W17A and B cords.