

W4CA THROUGH W4DC TESTING CORD ASSEMBLIES 4-CONDUCTOR CORDS DESCRIPTION

1. GENERAL

1.01 This section lists and illustrates the standard coded 4-conductor Testing Cord Assemblies.

1.02 This section is reissued to add the following cords:

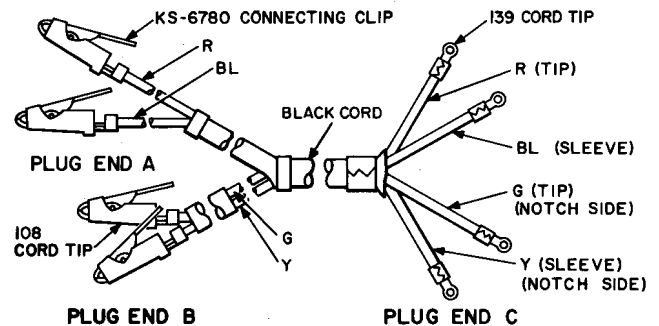
W4CT
W4CU
W4CW
W4CY
W4DA
W4DB
W4DC

Since this is a general revision, no revision arrows have been used to denote the changes. The Equipment Test List is not affected.

2. DESCRIPTION OF CORDS

W4CA

6 feet long



Res 0.21 Ω /ft

The W4CA cord includes four 108 cord tips (insulators) and four KS-6780 connecting clips at plug ends A and B and four 139 cord tips arranged for a 464C plug at plug end C. The cord was initially intended for use as a testing cord.

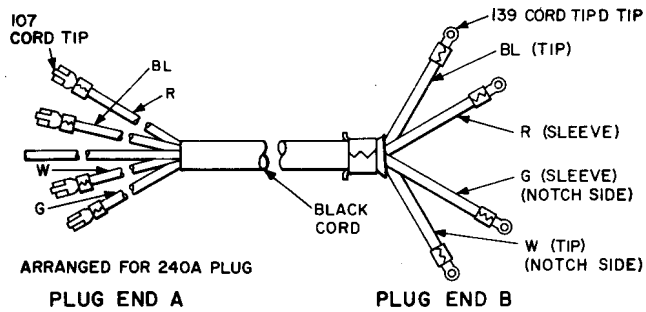
NOTICE

Not for use or disclosure outside the
Bell System except under written agreement

SECTION 032-314-132

W4CB

6 feet long

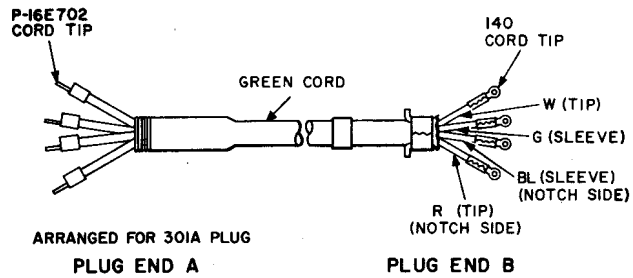


Res 0.21 Ω /ft

The W4CB cord includes four 107 cord tips at plug end A arranged for a 240A plug and four 139 cord tips at plug end B arranged for a 464C plug. The cord was initially intended for use as a testing cord.

W4CD

12 feet long

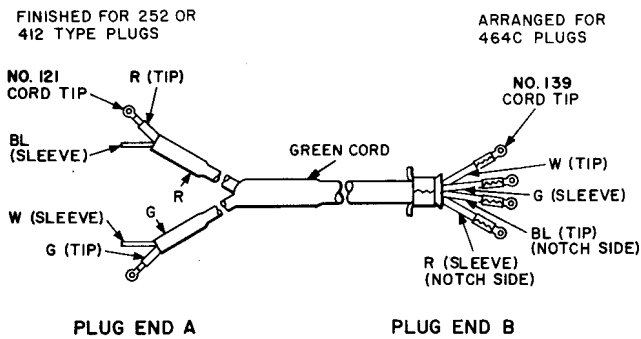


Res 0.21 Ω /ft

The W4CD cord includes four 140 cord tips at plug end B arranged for a 464A plug. Plug end A is arranged for a 301A plug. The cord was initially intended for testing and cross-connecting purposes.

W4CC

12 feet long (When specified, 19-foot 6-inch cord can also be obtained.)

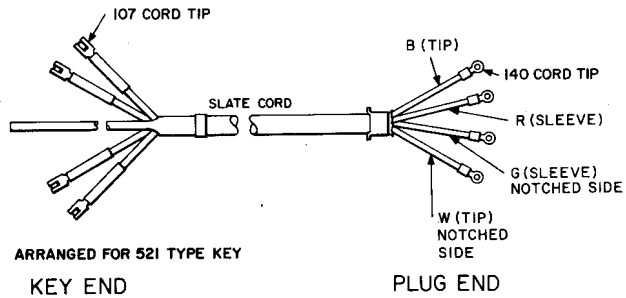


Res 0.21 Ω /ft

The W4CC cord includes two 121 cord tips at plug end A arranged for 252 or 412 type plugs and four 139 cord tips at plug end B arranged for a 464C plug. The cord was initially intended for testing and plugging up lines.

W4CE

10 feet long

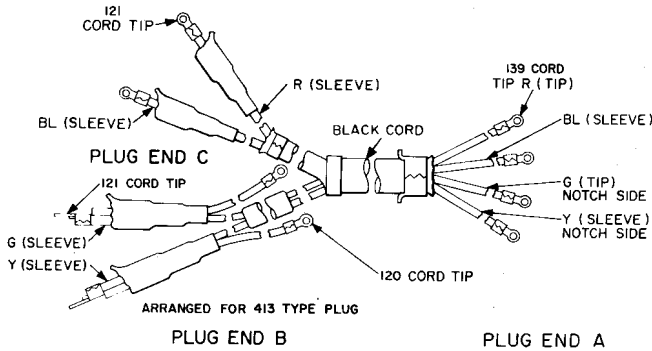


Res 0.21 Ω /ft

The W4CE cord includes four 107 cord tips at the key end arranged for the 521 type key and four 140 cord tips at plug end arranged for a 464C plug. The cord was initially intended for use as part of the 36A and B test sets.

W4CF

6 feet long

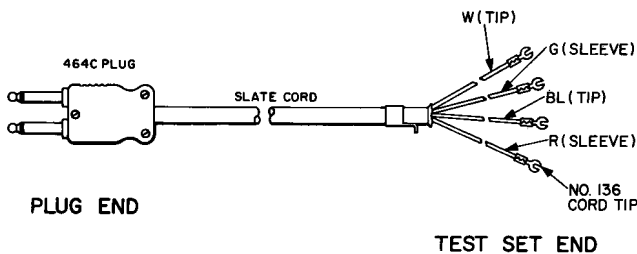


Res 0.21 Ω /ft

The W4CF cord includes two 121 cord tips on plug end C, two 121 cord tips and two 120 cord tips on plug end B, and four 139 cord tips on plug end A arranged for a 464C plug. The cord was initially intended to form part of the 4W12A cord.

W4CG

4 feet long

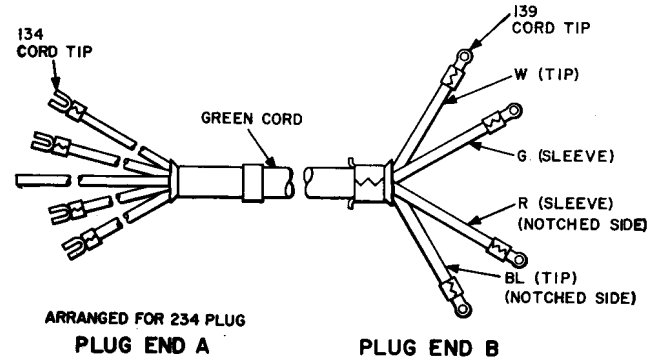


Res 0.21 Ω /ft

The W4CG cord includes four 136 cord tips on test set end, and the plug end is equipped with a 464C plug. The cord was initially intended for use as a part of the 132A test set.

W4CH

19 feet 16 inches long

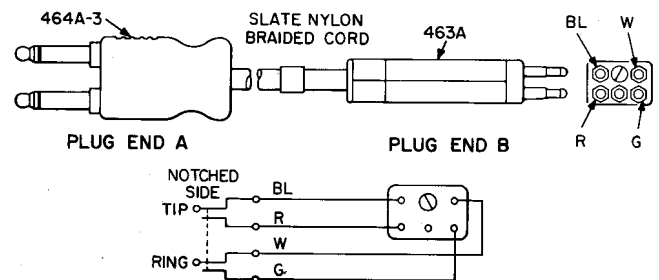


Res 0.21 Ω /ft

The W4CH cord includes four 134 cord tips on plug end A arranged for a 234 plug and four 139 cord tips on the plug end arranged for a 464C plug. The cord was initially intended for use as a service observing cord.

W4CJ

16 feet long



Res 0.21 Ω /ft

The W4CJ cord includes one 464A-3 plug and one 463A plug. The cord was initially intended for use with 303-type connectors on Central Office Main Distributing Frame (MDF).

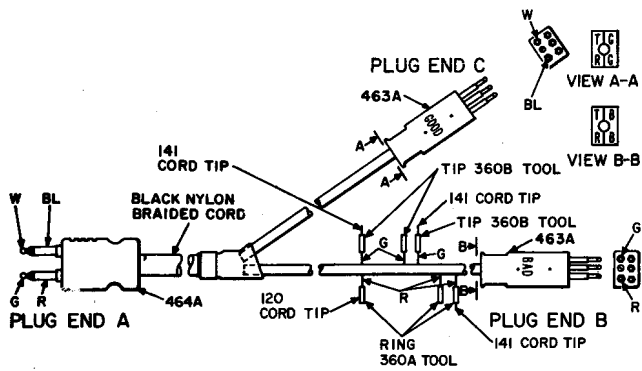
W4CK—Mfr Disc.

Replaced by the W4CM cord.

SECTION 032-314-132

W4CL

16 feet long

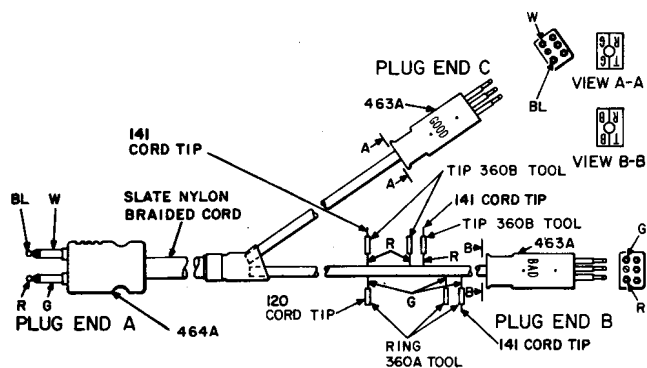


Res 0.21 Ω /ft

The W4CL cord includes one 464A plug, two 463A plugs (one stamped "GOOD" and one stamped "BAD"), three 141 cord tips, three 360A tools, and three 360B tools. The cord was initially intended for use with the 302 connector on Central Office MDF.

W4CM

16 feet long

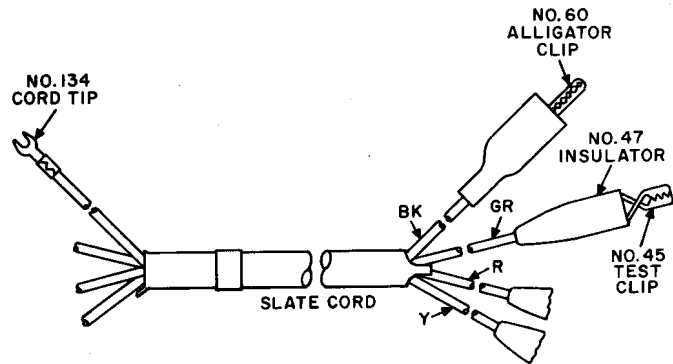


Res 0.21 Ω /ft

The W4CM cord includes one 464A plug, two 463A plugs (one stamped "GOOD" and one stamped "BAD"), three 141 cord tips, three 360A tools, and three 360B tools. The cord was initially intended for use with the 303 connector on Central Office MDF.

W4CN

3 feet long



TEST SET END

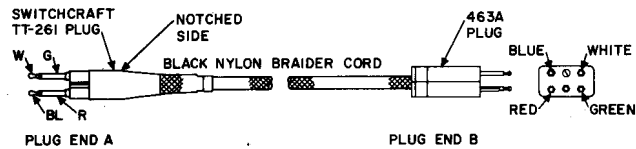
TEST END

Res 0.21 Ω /ft

The W4CN cord includes one Mueller 60 alligator clip and three Mueller 45 test clips on the test end. The test set end is finished in 5-inch free conductors equipped with 134 cord tips. Each clip is covered by an insulator to match the color of the conductor. The cord was initially intended for use with the KS-21250 portable coin telephone test set.

W4CP

16 feet long

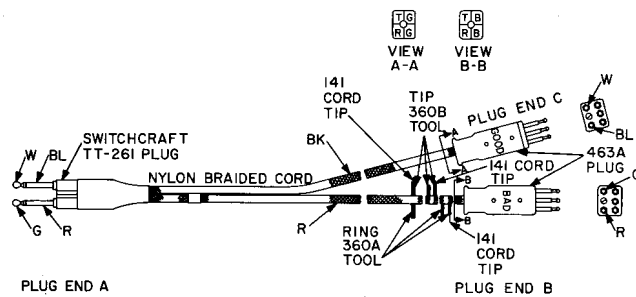


Res 0.21 Ω /ft

The W4CP cord includes a Switchcraft TT-261 plug and a 463A plug. The cord was initially intended for use in testing on COSMIC frame. The W4CP is the same as the F-59682 cord.

W4CR

16 feet long

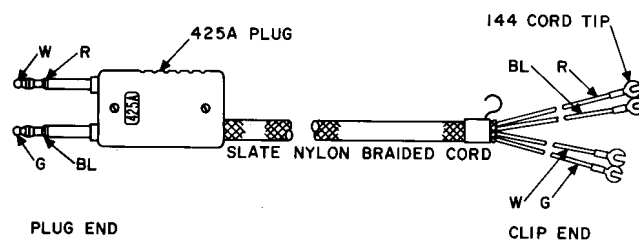


Res 0.21 Ω /ft

The W4CR cord includes two cord arms, one colored red and the other black. At plug end A, the two arms terminate on a Switchcraft TT-261 plug with the black arm connecting to the plug profile adjacent to the notched side of the plug shell and the red cord arm to the other profile. At plug end C, the black cord arm terminates on a 463A plug designated "GOOD", and at plug end B, the red cord arm terminates on a 463A plug designated "BAD". Means to short tip and ring and open tip and ring, necessary in performing the Varley loop test, are provided in the "BAD" cord arm. The cord was initially intended for use in testing on COSMIC frame.

W4CS

5 feet long

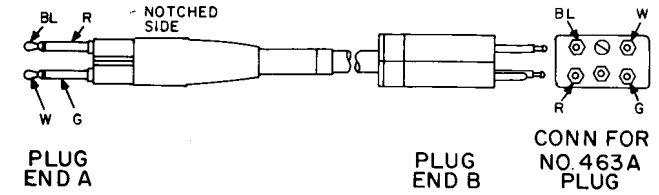


Res 0.21 Ω /ft

The W4CS cord includes a 425A plug at the plug end, and the clip end is equipped with a band and "S" hook assembly and is finished in five conductors each terminating on a 144 cord tip. The cord was initially intended to be used with the 146A test set.

W4CT

16 feet long

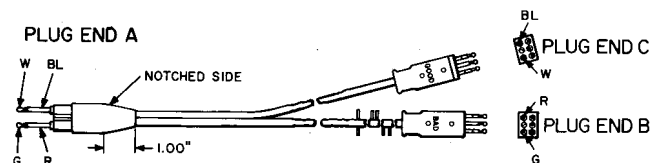


Res 0.21 Ω /ft

The W4CT cord includes a Switchcraft TT-261 plug on plug end A and a 463A plug on plug end B. The cord is a slate nylon braided cord consisting of four tinsel conductors with PVC insulation. The cord is initially intended for use on the Central Office MDF.

W4CU

16 feet long



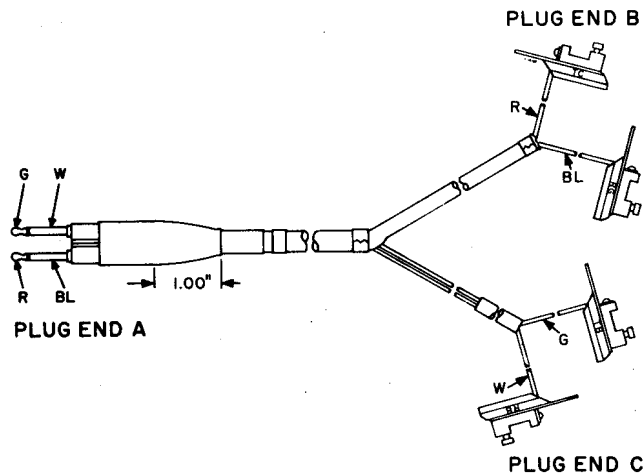
Res 0.21 Ω /ft

The W4CU cord includes two twisted pairs of conductors, each encased in a nylon braid to form cord arms, one arm is colored slate and the other arm is red. At plug end A, the two cord arms terminate on a Switchcraft TT-261 plug. The slate arm connects to the plug profile adjacent to the notched side of the plug shell, and the red arm to the other profile. At plug end C, the slate cord terminates on a 463A plug which is designated "Good". At plug end B, the red arm terminates on a 463A plug which is designated "Bad". The means to short tip and ring and open tip and ring necessary in performing the Varley Loop Test are provided in the cord arm designated "Bad." The cord was initially intended for use on the Central Office MDF.

SECTION 032-314-132

W4CW

6 feet long

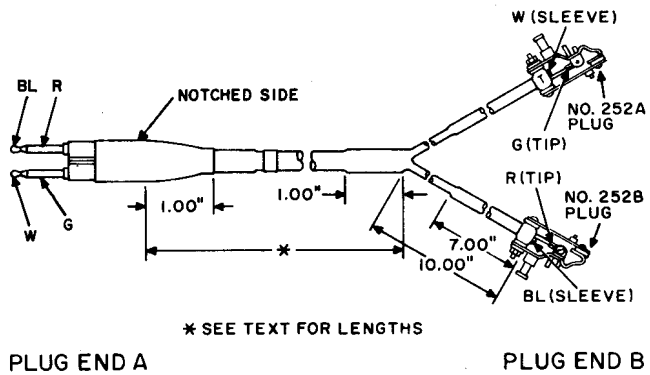


Res 0.21 Ω /ft

The W4CW cord includes a black nylon braided cord consisting of four tinsel conductors with PVC insulation and color-coded cotton braid. Plug end A is a Switchcraft TT-261 plug. Plug end B is finished in a 72-inch long cord arm with two 8-inch long free conductors extending from the end of the cord arm. The red conductor is equipped with a 251C plug and the blue conductor with a 251E plug. Plug end C is finished in two 72-inch long free conductor; one is colored green and equipped with a 251B plug and the other is colored white and is equipped with a 251D plug. The cord is initially intended for use on the Central Office MDF.

W4CY

12 feet and 19 feet 6 inches
(Unless otherwise specified, the 12-foot length will be furnished.)



PLUG END A

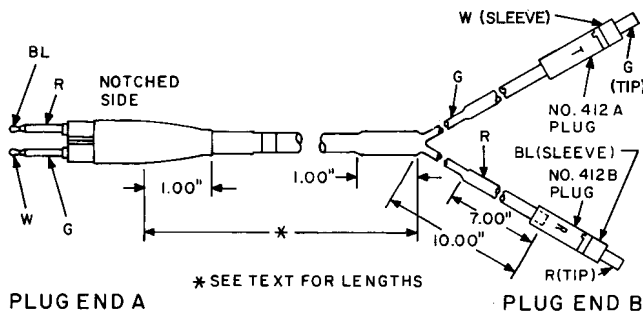
PLUG END B

Res 0.21 Ω /ft

The W4CY cord includes a green nylon braided cord consisting of four tinsel conductors with PVC insulation and an outer cotton braid. Plug end A is equipped with a Switchcraft TT-261 plug. Plug end B is finished in two 10-inch long cord arms; one is colored red and equipped with a 252B plug, and the other is colored green and equipped with a 252A plug. The cord is initially intended for use on the Central Office MDF.

W4DA

12 feet and 19 feet 6 inches
 (Unless otherwise specified, the 12-foot length will be furnished.)

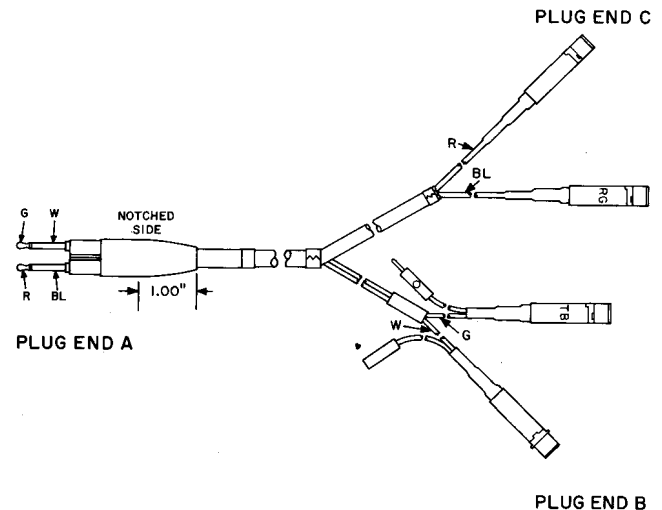


Res 0.21 Ω /ft

The W4DA cord includes a green nylon braided cord consisting of four tinsel conductors with PVC insulation and an outer cotton braid. Plug end A is equipped with a Switchcraft TT-261 plug. Plug end B is finished in two 10-inch long cord arms: one is colored red and equipped with a 412B plug and the other is colored green and equipped with a 412A plug. The cord is initially intended for use on the Central Office MDF.

W4DB

6 feet long



Res 0.21 Ω /ft

The W4DB cord includes a black nylon braided cord consisting of four tinsel conductors with PVC insulation and color-coded cotton braid. Plug end A is equipped with a Switchcraft TT-261 plug. Plug end B is finished in two 72-inch long free conductors. The green conductor terminates on a 413A plug equipped with a 6-inch long free conductor which terminates on a 360B tool equipped with a 141 cord tip. The white conductor terminates on a 413B plug equipped with a 6-inch long free conductor which terminates on a 360C tool. Plug end C is finished in a 72-inch cord arm with two 8-inch long free conductors extending from the end of the cord arm. The red conductor terminates on a 413C plug and the blue conductor, on a 413D plug. Means are provided for shorting together the green and white conductor for testing purposes at plug end B. This cord is initially intended for use on the Central Office MDF.

SECTION 032-314-132

W4DC

12 feet long



The W4DC cord includes a green nylon braided cord consisting of four vinyl-insulated tinsel conductors color-coded blue, red, white, and green. One end is equipped with a Switchcraft TT-261 plug, and the other end is equipped with a 301A plug. The cord is initially intended for use on the Central Office MDF.