

PATCHING CORD ASSEMBLIES

5-CONDUCTOR CORDS

P5B THROUGH P5M

DESCRIPTION

1. GENERAL

1.01 This section lists and illustrates the P5B through P5M 5-conductor cords.

1.02 This section is reissued to:

- Update the format
- Rate the P5D and P5J cords Mfr Disc.

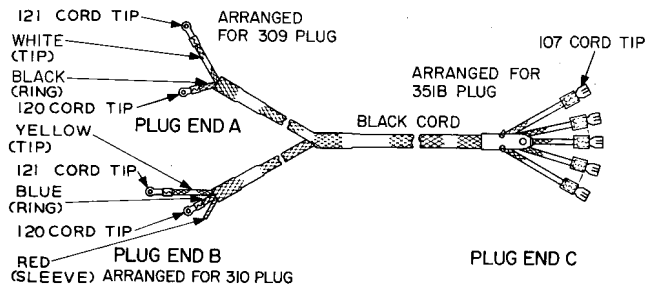
Revision arrows are used to emphasize the more significant changes. The Equipment Test List is not affected.

1.03 For general information on these cords, refer to Section 032-315-100.

2. DESCRIPTION OF CORDS

P5B

◆7 feet long◆



Res 0.21 Ω /ft

The P5B cord includes five 107 cord tips, two 120 cord tips, and two 121 cord tips. Can be obtained with P-15A417 cord holders. Number required must be specified. The cord was initially intended for use in the miscellaneous circuit for line message register rack of the crossbar system.

P5C—MFR DISC.

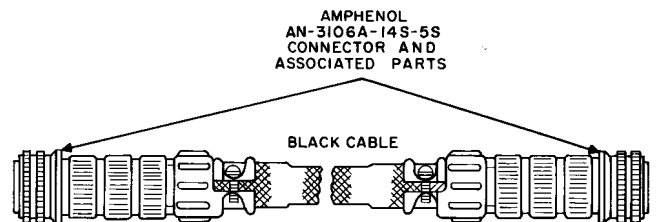
No replacement.

◆P5D—MFR DISC.

No replacement.◆

P5E

10 feet long



Coaxial cable.

The P5E cord includes two AN-3106A-14S-5S Amphenol connectors and associated parts. The terminals of one connector are connected to the corresponding terminals of the other connector. The cord was initially intended for use with the J68340N power meter in connection with TD radio system test equipment.

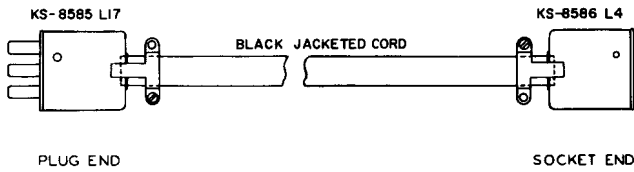
NOTICE

Not for use or disclosure outside the
Bell System except under written agreement

SECTION 032-315-111

P5F

6 feet long



Res 0.01 Ω/ft

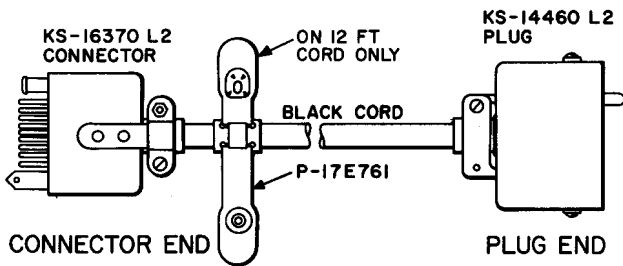
The P5F cord includes one KS-8585, L17, plug and one KS-8586, L4, socket. The KS-8585, L17, plug is arranged to work with the KS-8586, L4, socket. Terminals 1 through 5 of the plug are connected to the corresponding numbered terminals of the socket. There are no connections to terminal 6 of the plug and socket. The cord was initially intended for use with the J98612F E2 and E3 repeater test sets.

P5J—MFR DISC.

No replacement.

P5K

6 inches and 12 feet long (The required length must be specified in the order.)



Res 0.05 Ω/ft

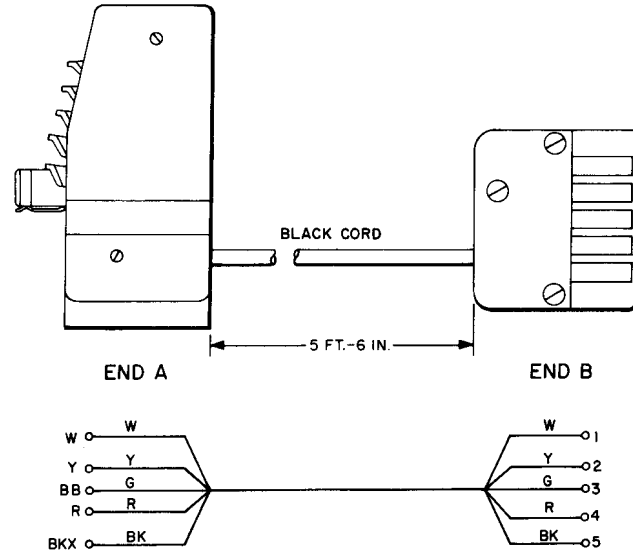
The P5K cord includes one KS-16370, L2, connector and one KS-14460, L2, plug. Terminals A, C, R, and P of the connectors are connected to terminals 4, 3, 14, and 15, respectively, of the plug. The shields are connected to terminal K of the connector. Twelve-foot cords only, are also equipped with a P-17E761 cord fastener. The cord was initially intended for use on J99300A bay.

P5L—MFR DISC.

No replacement.

P5M

5 feet 6 inches long



Res 0.42 Ω/ft

The P5M cord includes a plastic case containing a modified terminal board at end A and a plastic holder containing five contact springs at end B. The cord was initially intended for use on multislot coin collectors which are not equipped to use P10B and P11C cords.