

PATCHING CORD ASSEMBLIES
CORDS HAVING MORE THAN SIX CONDUCTORS
P24A THROUGH P125A
DESCRIPTION

1. GENERAL

1.01 This section lists and illustrates the P24A through P125A cords.

1.02 This section is reissued to:

- Update the format
- Rate the P24A, P24B, P25A, and P86A cords Mfr Disc.
- Show an 8-foot length availability to the P32A cord.

Revision arrows are used to emphasize the more significant changes. The Equipment Test List is not affected.

1.03 For general information on these cords, refer to Section 032-317-100.

◆P24A—MFR DISC.

No replacement.

P24B—MFR DISC.

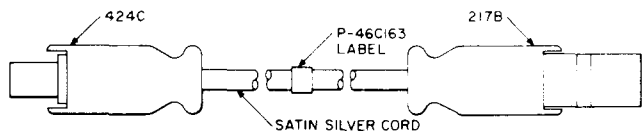
No replacement.

P25A—MFR DISC.

No replacement.◆

P32A

4 and 8 feet long (unless otherwise specified, the 4-foot length will be furnished.)

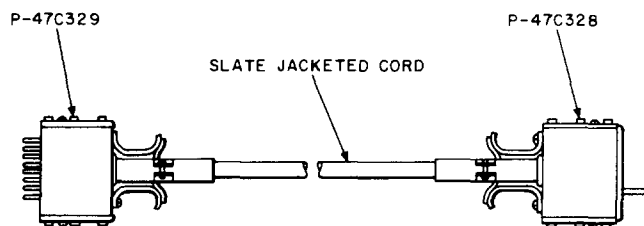


Res 0.05 Ω /ft

The P32A cord includes one 424C plug and one 217B jack. The terminals of one plug are connected to the corresponding terminals of the other plug. The cord was intended initially for patching on the No. 1 ESS junctor grouping frame.

P35A

6 feet long



Res 0.026 Ω /ft

The P35A cord includes one P-47C328 connector (35 contacts) and one P-47C329 connector (35 contacts). The terminals of one plug are connected to the corresponding terminals of the other plug. The cord was intended initially for use with the SD-68458 test set for the 214A selector.

NOTICE

Not for use or disclosure outside the
Bell System except under written agreement

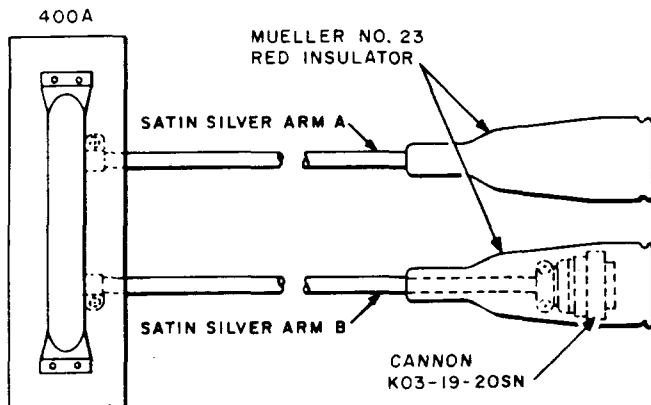
SECTION 032-317-115

P40A—MFR DISC.

Replaced by P40C plus two P20M cords.

P40C

1 foot 2 inches long

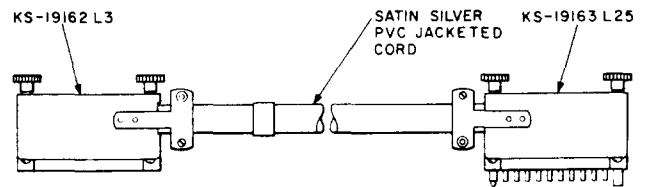


Res 0.05 Ω /ft

The P40C cord includes one 400A plug, two Cannon Electric Company KO3-19-20SN barrels, each equipped with a Cannon Electric Company KO6 10-1/2 shell assembly, and a Mueller Electric Company No. 23 red insulator. The 20 terminals, A through X (not including G, I, O, and Q), of the connector on cord arm A are connected to terminals 1 through 20, respectively, of the 400A plug; and the corresponding lettered terminals of the connector on cord arm B are connected to terminals 21 through 40, respectively, of the 400A plug. The cord forms part of the 1B cord kit. Replaces the P40A cord with two P20M cords.

P50B

10 and 25 feet long (Length of cord shall be specified in order.)

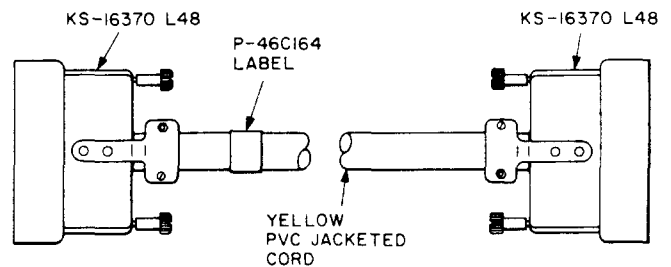


Res 0.05 Ω /ft

The P50B cord includes one KS-19162, L3, plug and one KS-19163, L25, connector. The terminals of one plug are connected to the corresponding terminals of the other plug. The cord was intended initially for use with the scanner and encoder unit of the No. 1A Traffic Measurement System.

P50C

9 feet long

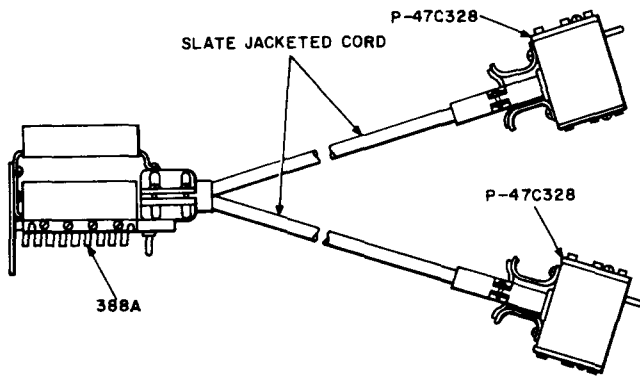


Res 0.017 Ω /ft

The P50C cord includes two KS-16370, L48, plugs. The terminals of one plug are connected to the corresponding terminals of the other plug. The cord was intended initially for use with the AMA translator test circuit (SD-27632-01). The P50C with the P75A replaces the P125A cord.

P59A

3 feet long

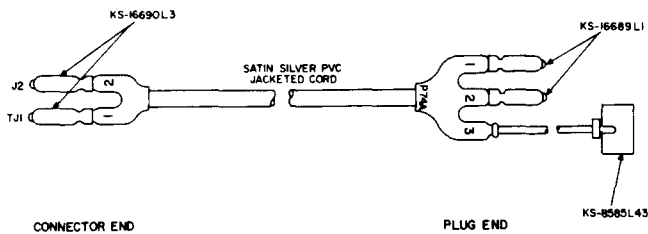


Res 0.026 Ω /ft

The P59A cord includes one 388A plug (72 contacts) and two P-47C328 connectors (35 contacts). The cord was intended initially for use with the SD-68458 test set for the 214A selector.

P74A

1 foot long

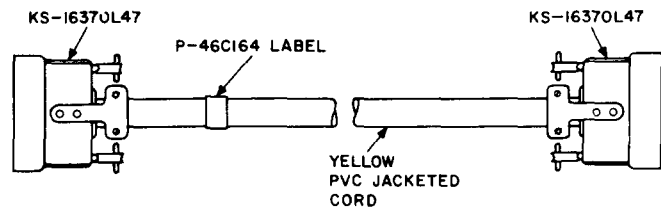


Res 0.050 Ω /ft

The P74A cord includes two KS-16690, L3, connectors, two KS-16689, L1, plugs, and one KS-8585, L43, plug. The cord was intended initially for use with the No. 5 crossbar automatic call director.

P75A

9 feet long



Res 0.017 Ω /ft

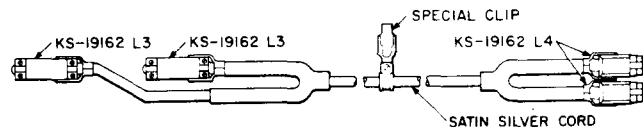
The P75A cord includes two KS-16370, L47, plugs. The terminals of one plug are connected to the corresponding terminals of the other plug. The cord was intended initially for use with the AMA translator test circuit (SD-27632-01). The P75A with the P50C replaces the P125A cord.

◆P86A—MFR DISC.

No replacement.◆

P100A

30 feet long



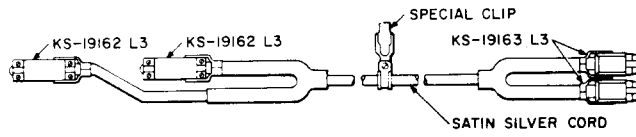
Res 0.05 Ω /ft

The P100A cord includes two KS-19162, L3, plugs, two KS-19162, L4, plugs, and a special clip for supporting the cord. The terminals of one plug are connected to the corresponding terminals of the other plug. The cord was intended initially for use as a B test connector.

SECTION 032-317-115

P100B

50 feet long



Res 0.05 Ω /ft

The P100B cord includes two KS-19162, L3, plugs, two KS-19163, L3, connectors, and a special clip for supporting the cord. The terminals of one plug are connected to the corresponding terminals of the other plug. The cord was intended initially for use as a B test connector.

P125A—MFR DISC.

Replaced by the P50C and P75A cords.