

**253-TYPE RELAYS
REQUIREMENTS
(CONDENSED SECTION FOR 040-250-701)**

1. REQUIREMENTS (Also See Section 020-012-711)

1.01 *Stabilized operate voltage and temperature* — with covers in place.

1.02 *Operate Values* — 253A and 253B — Figs. 1-4.

1.03 *Operate Values* — 253C and 253D — Circuit requirements tables.

1.04 *Armature travel, contact separation and contact spring pressure.*

<u>OPERATED ARMATURE TRAVEL</u>	<u>OPERATED CONTACT SEPARATION</u>	<u>RELEASED CONTACT SPRING PRESSURE</u>
---------------------------------	------------------------------------	---

(b) 253D except with 8 cells and 253C

→ Min.	.028"	.010"	3 grams
→ Max.	.032"	.012"	5 grams
Gauge	92J or 66D	92A & 92B or 74D	70F

(c) 253D with 8 cells

Min.	.015"	See Note	4 grams
Max.	.017"	Note	6 grams
Gauge	92D & 92E	92A & 92B	70F

	<u>OPERATED ARMATURE TRAVEL</u>	<u>OPERATED CONTACT SEPARATION</u>	<u>RELEASED CONTACT SPRING PRESSURE</u>
(a) 253A and B			
→ Min.	Approx. 1/32"	.005"	10 grams
Max.	" "	.012"	15 grams
Gauge	Eye	74D or 66D	70H

Note: The armature in closing shall leave the backstop and travel 0.010"-0.012" before touching the contact spring and opening the contacts.

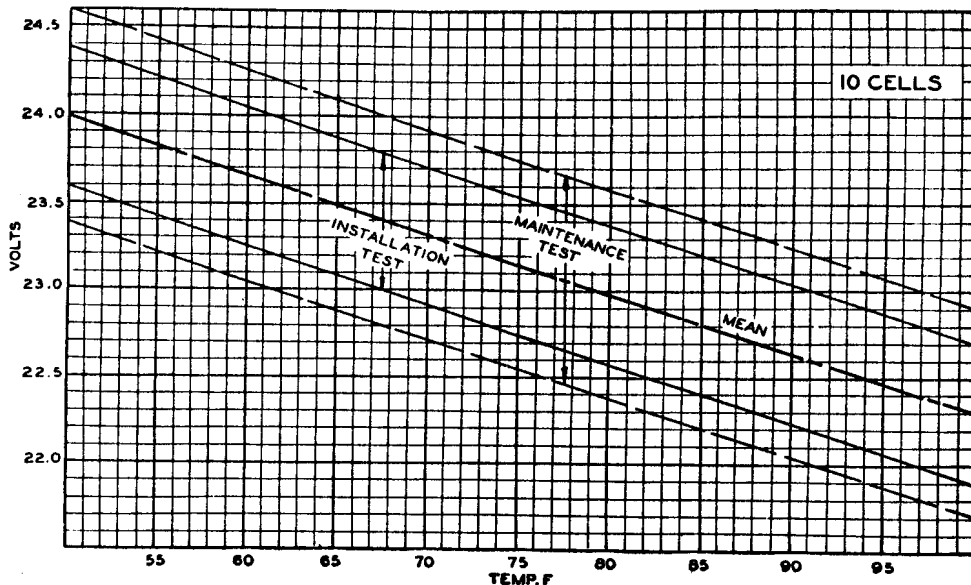


Fig. 1 — 253A Relay Operate Limits (Without Rheostat)

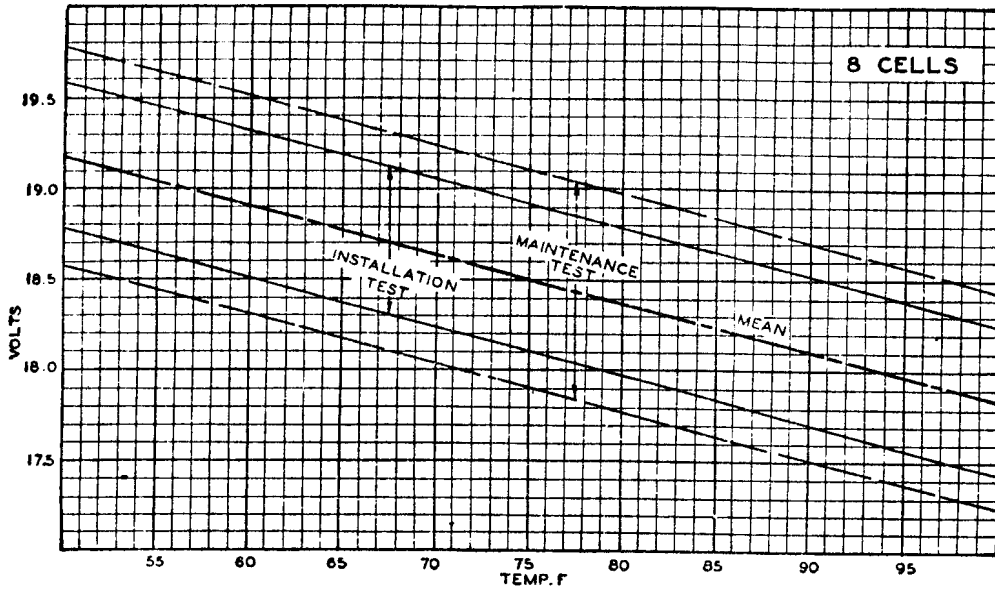


Fig. 2 - 253B Relay
Operate Limits
(Without Rheostat)

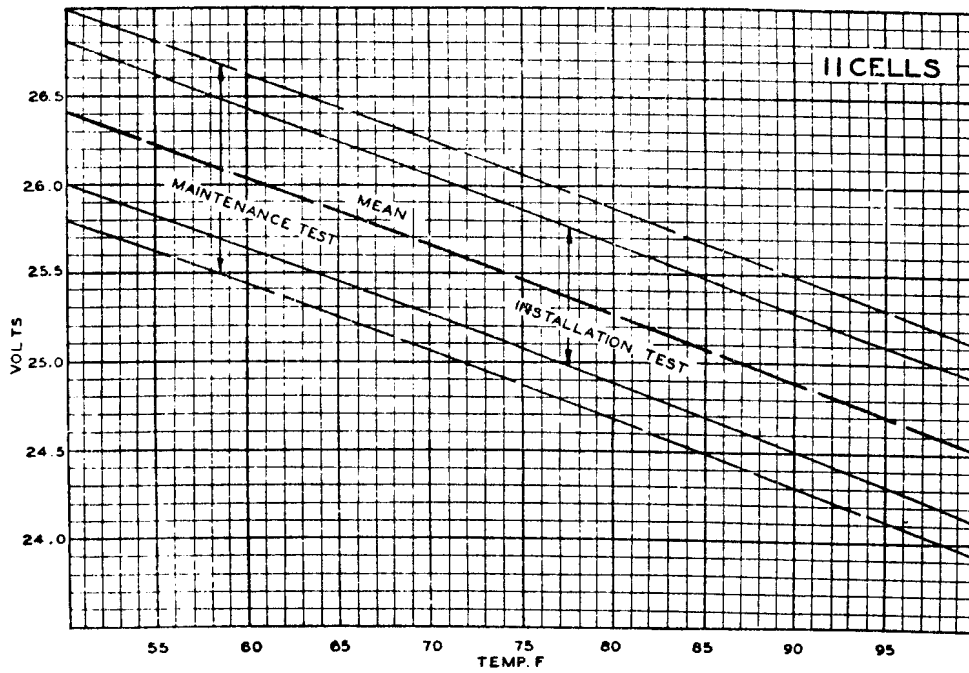


Fig. 3 - 253A Relay
Operate Limits
(Without Rheostat)

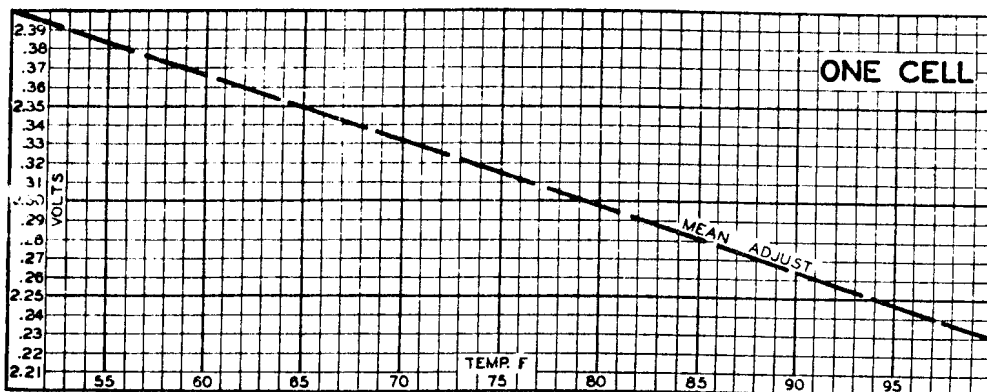


Fig. 4 - 253A and 253B
Relays in Series
with Rheostat —
Operate Limits
per Cell Basis for
Charge Rates of
10 to 35 Per Cent
of 8-hour Dis-
charge Rate of
Battery.