

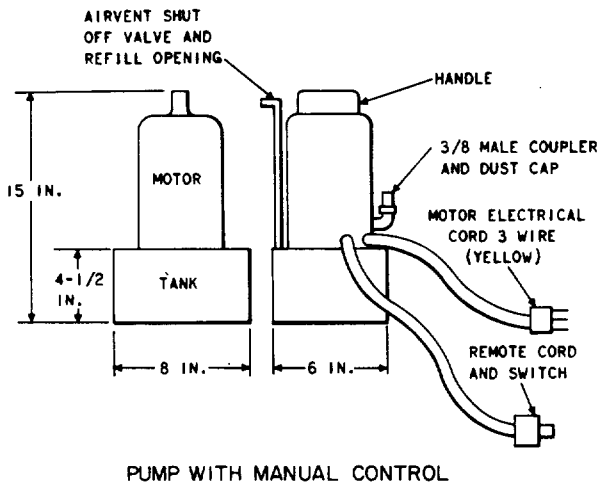
TOOLS
PUMPS – DESCRIPTION

1. GENERAL

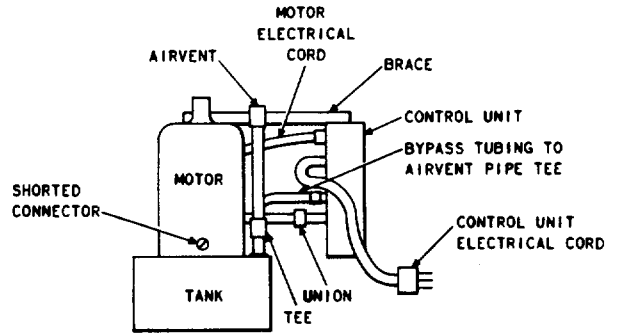
- 1.01 This section covers noncoded Bell System hydraulic pumps.
- 1.02 When this section is reissued, the reason for reissue will be listed in this paragraph.
- 1.03 The information contained in this section supersedes the corresponding information in Section 074-720-101.

KS-19961

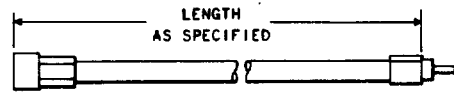
A hydraulic pump consisting of a driving motor, a driven multistage pump, a fluid reservoir, electrical and hydraulic controls, connecting hose, hydraulic fluid and fittings. For use with the hydraulic-actuated press KS-19964 and associated dies for crimping KS-15977 connectors.



PUMP WITH MANUAL CONTROL



PUMP WITH CONTROL UNIT



HYDRAULIC HOSE

LIST NO.	ELEC SERV 115V, 60	OPER PRES PSI	FLUID CAP. AND TYPE	EQUIPMENT	HOSE AND COUPLINGS
1	10 Amps	10,000	3 Pts	Pump, 1-15' hose, 1-15' remote cord and switch and 1-carrying case	Samuel Moore 334H-04106106 3/8-inch Parker-Hannifin 3000 Series
2	10 Amps	10,000	3 Pts	Pump and 1-15' remote cord and switch	
11	10 Amps	10,000	3 Pts	Pump and control unit	
12	—	—	—	Control CKT	
13	—	—	—	1-carrying case for pump with control unit	
21	—	—	—	Hydraulic oil	
22	—	10,000	—	1-15' hose	
23	—	10,000	—	1-10' hose	
24	—	10,000	—	1- 5' hose	

NOTICE

Not for use or disclosure outside the Bell System except under written agreement