


**224A AND 225A ADAPTERS
IDENTIFICATION
ADAPTER ARRANGEMENTS
CUSTOMER PARTICIPATION PRODUCTS**



1. GENERAL

1.01 The 224A and 225A adapters are used to adapt modular telephone sets to four (4) and twelve (12) pin portable jack arrangements.

1.02 Whenever this section is reissued, the reason(s) for reissue will be listed in this paragraph.

2. IDENTIFICATION

2.01 The 224A adapter (Fig. 1) is used to adapt a modular telephone set to the 541A (12-pin flush mount) jack or the 551A (12-pin nonflush mount) jack. The plug to jack wiring association is shown in Table A.

2.02 The 225A adapter (Fig. 2) is used to adapt a modular telephone set to the 404B manufacture discontinued (MD), 493A (MD), 497A (MD), 548A (4-pin flush mount), or 549A (4-pin nonflush mount) jacks. The plug to jack wiring association is shown in Table A.

2.03 Where a location has 4-pin jacks but all the telephones to be used at that location have modular plugs, 1A converters should be used to convert the jacks to modular rather than using 225A adapters.

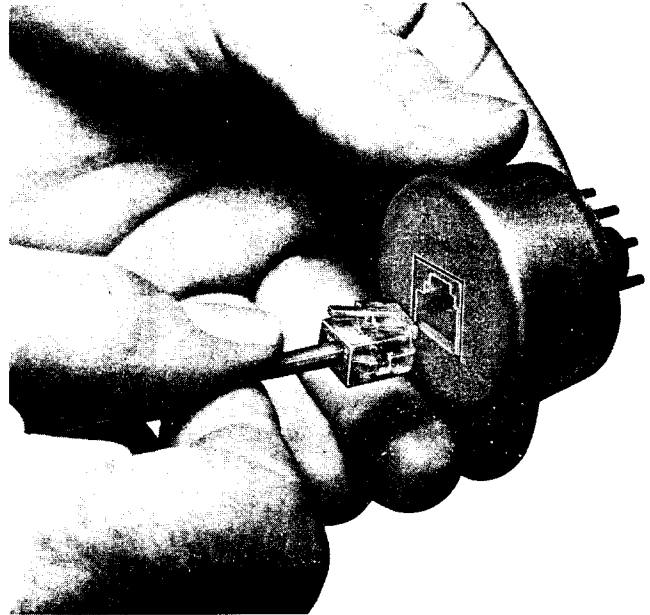


Fig. 1—224A Adapter

NOTICE

Not for use or disclosure outside the
Bell System except under written agreement




Fig. 2—225A Adapter

TABLE A

JACK TO PLUG WIRING OF 224A AND 225A ADAPTERS

TERMINAL DESIGNATIONS			CIRCUIT DESIGNATION
MODULAR JACK	225A ADAPTER	224A ADAPTER	
2	B	4	Transformer
3	R	1	Ring
4	G	2	Tip
5	Y	3	Ground or Transformer