

REFERENCE

661-, 662-, AND 664-TYPE TELEPHONE SET

1. GENERAL

1.01 This section is reissued to:

- Add information on 4-type speakerphone
- Add the G3A6 handset
- Revise Tables B and C

1.02 The 661- (MD), 662-, and 664-type telephone sets are desk-type, card dialer, 6-button key sets which provide for automatic and manual dialing (Fig. 1, 2, and 3). They are similar in appearance and operation and provide for the following optional features:

- Exclusion (662-type).
- Operation with 3- or 4-type speakerphone (662-type).
- Handset or headset operation (664-type).

1.03 These sets are designed for use in 1A, 1A1, 1A2, and 6A key telephone systems. They are furnished wired for 1A1 and 1A2 systems and are equipped for 5-line pickup and holding on central office, PBX, and private or intercommunicating lines.

1.04 These sets have electrical and transmission characteristics equivalent to 500-type sets and are available in all standard colors.

1.05 For connection information, refer to the appropriate Service section in Division 502 for the particular set.

1.06 To install exclusion switch or for common installation and maintenance information, refer to Section 502-600-102.




Fig. 1—661-Type Telephone Set (MD)



Fig. 2—662-Type Telephone Set

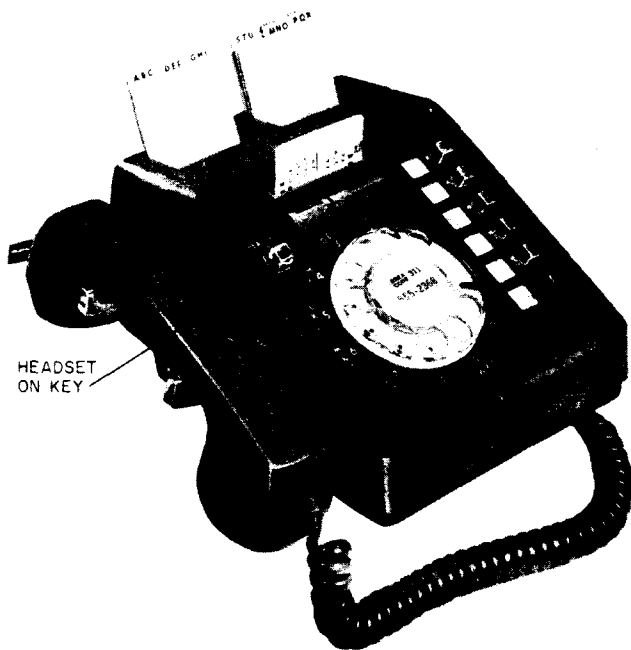


Fig. 3—664-Type Telephone Set

2. IDENTIFICATION

◆Ordering Guide

2.01 To order a complete telephone set, list as follows:

- Set, telephone, 662A1-*
- Set, telephone, 664A1-*

2.02 Common major components of these sets are:

- Dials:
 - 661-type—8C and 40-type (MD)
 - 662- and 664-type—8R and 41-type
- Handset, ◆G3A6-*
- Key (see Table A)
- Mounting Cord, D50K-87
- Ringer, G1A, N1A, or T1A

*Add appropriate color suffix.

2.03 These sets can be converted to provide other key features by replacing the 599A or 657A key. Table A lists the set codes, key options and features provided.

TABLE A

KEY FEATURE OPTIONS

TEL SET*	KEY	FEATURES
661A1 662A1-A4 664A1	599A or 657A	5-line pickup, hold, all pickup keys convertible for signaling.
661A2 662A2-A5 664A2	598A or 656A	6-line pickup, no hold, all pickup keys convertible for signaling.
661A3 662A3-A6 664A3	599B or 657B	4-line pickup, hold, cutoff by turn key, all pickup keys convertible for signaling.

* The sets are factory wired as A1 code only; for other codes replace the 599A or 657A key with the required key. Keys are interchangeable between sets. When replacing keys, remove and discard any 811058650 or P-10E865 wire clips found in place.

2.04 For piece part ordering information, refer to Table B.

2.05 Exclusion feature can be provided on the 662-type sets by installing a kit of parts. The addition of exclusion converts set codes 662A1, 662A2, and 662A3 to 662A4, 662A5, and 662A6 respectively. Table C lists the conversion kit part information.

2.06 The 661-type (MD) telephone set is equipped with a D50K cord. Early 661A1 and 661A2 sets were equipped with a D50E cord. The set end is equipped with a KS-16671L1 plug. The opposite end terminates in a KS-16689L1 plug for connection to an A25B connector cable. Use a D50K cord for replacements.

2.07 The 664-type telephone sets are equipped with an amplifier and headset jacks to permit either handset or headset operation (Fig. 4). The HEADSET ON key is located at the top left of the faceplate. No provision is made for exclusion in these sets.



A headset must be ordered separately. The type of headset should be determined by customer requirements.

2.08 The 662- and 664-type telephone sets are factory-equipped with a KS-20419L1 (10-volt AC only) buzzer.

2.09 The 662- and 664-type sets are equipped with both an 8R and a 41-type dial (Fig. 6 and 7). The 41-type dial is an electromechanical, automatic card dial, driven by an ac synchronous motor. Refer to Division 501 for detailed description and power supply selection for the 41-type dial.

Note: Sets manufactured before June, 1966 were equipped with the 41A dial; sets marked with an asterisk following the set code or a manufacture date of 6-66 or later are equipped with the 41B dial. These dials have different power requirements.

2.10 The 41-type dial is operated by inserting a coded card in the card slot and depressing the START bar. The card is fed past the reader mechanism, and the coded portion of the card controls the output of the dial. If the user wishes to stop the call during the automatic dialing process, depressing the RELEASE bar will eject the card without further pulsing.

2.11 Two 812452381 or P-24E238 packages, each containing twenty code cards, and one 811353630 or P-13E363 card index set consisting of nine alphabetical spacer cards are furnished with each telephone set.

Optional Features

2.12 The ringer can be used as a common audible signal or an individual line ringer. Volume of the N1A or T1A ringer is adjustable by use of the volume control accessible from the bottom of the set. The G1A ringer volume control adjusts from one side of the set. Ringer cutoff can be provided by removal of the volume control stop

screw through an access hole in the base of the set.

2.13 To add exclusion, (662-type) refer to Table C. Exclusion if provided, is actuated by pulling up on the plastic button at the top left of the faceplate. The exclusion switch is connected to the line switch assembly by a wire link so that exclusion is canceled when the handset is restored.

2.14 A KS-8109L2 buzzer can be added to these sets for use as a second audible signal. The buzzer must be mounted with insulated screws and washers.

2.15 When speakerphone is provided (662-type) the 8R dial must be replaced with an 8C dial ordered and installed separately.

2.16 For connections to 3- or 4-type speakerphone systems, refer to Division 512.




Fig. 4—664-Type Telephone Set, Rear View

◆ TABLE B ◆

PIECE PART ORDERING GUIDE

TEL SET CODE		HOUSING		FACEPLATE	
		COLOR	PART NUMBER	COLOR	PART NUMBER
661	A1 A2 A3	Black	P-81P503	Charcoal	818966707 or P-89F670
		Ivory	P-81P550	Muted Ivory	818966806 or P-89F680
		Green	P-81P551	Lt Green	818966715 or P-89F671
		Red	P-81P553	Muted Red	818966699 or P-89F669
		Yellow	P-81P556	Lt Yellow	818966723 or P-89F672
		White	P-81P558	Lt Gray	818966731 or P-89F673
		Lt Beige	P-81P560	Muted Beige	818966756 or P-89F675
		Aqua Blue	P-81P562	Muted Blue	818966764 or P-89F676
662	A1 A2 A3	Black	818220030 or P-82B003	Charcoal	818966707 or P-89F670
		Ivory	818220501 or P-82B050	Muted Ivory	818966806 or P-89F680
		Green	818220519 or P-82B051	Lt Green	818966715 or P-89F671
		Red	818220535 or P-82B053	Muted Red	818966699 or P-89F669
		Yellow	818220568 or P-82B056	Lt Yellow	818966723 or P-89F672
		White	818220584 or P-82B058	Lt Gray	818966731 or P-89F673
		Lt Beige	818220600 or P-82B060	Muted Beige	818966756 or P-89F675
		Aqua Blue	818220626 or P-82B062	Muted Blue	818966764 or P-89F676
	A4 A5 A6	Black	818220030 or P-82B003	Charcoal	818967705 or P-89F770
		Ivory	818220501 or P-82B050	Muted Ivory	818967804 or P-89F780
		Green	818220519 or P-82B051	Lt Green	818967713 or P-89F771
		Red	818220535 or P-82B053	Muted Red	818967697 or P-89F769
		Yellow	818220568 or P-82B056	Lt Yellow	818967721 or P-89F772
		White	818220584 or P-82B058	Lt Gray	818967739 or P-89F773
		Lt Beige	818220600 or P-82B060	Muted Beige	818967754 or P-89F775
		Aqua Blue	818220626 or P-82B062	Muted Blue	818967762 or P-89F776

◆ TABLE B (Cont) ◆

PIECE PART ORDERING GUIDE

TEL SET CODE	HOUSING		FACEPLATE	
	COLOR	NUMBER	COLOR	NUMBER
664 A1 A2 A3	Black	818732034 or P-87C203	Charcoal	818968703 or P-89F870
	Ivory	818732505 or P-87C250	Muted Ivory	818968802 or P-89F880
	Green	818732513 or P-87C251	Lt Green	818968711 or P-89F871
	Red	818732539 or P-87C253	Muted Red	818968695 or P-89F869
	Yellow	818732562 or P-87C256	Lt Yellow	818968729 or P-89F872
	White	818732588 or P-87C258	Lt Gray	818968737 or P-89F873
	Lt Beige	818732604 or P-87C260	Muted Beige	818968752 or P-89F875
	Aqua Blue	818732620 or P-87C262	Muted Blue	818968760 or P-89F876




Fig. 5—661-Type Telephone Set (MD), Housing Removed

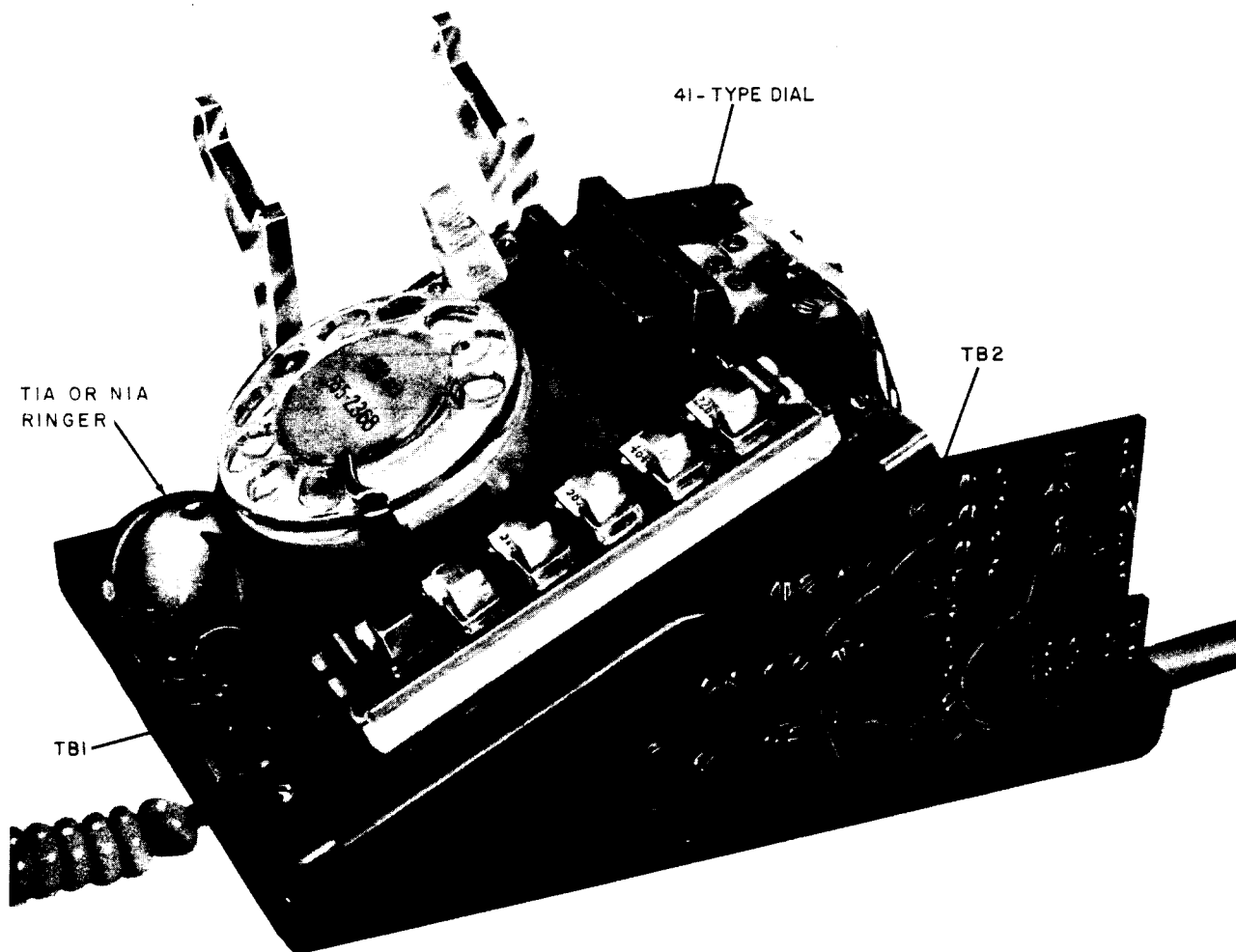


Fig. 6—662-Type Telephone Set, Housing Removed

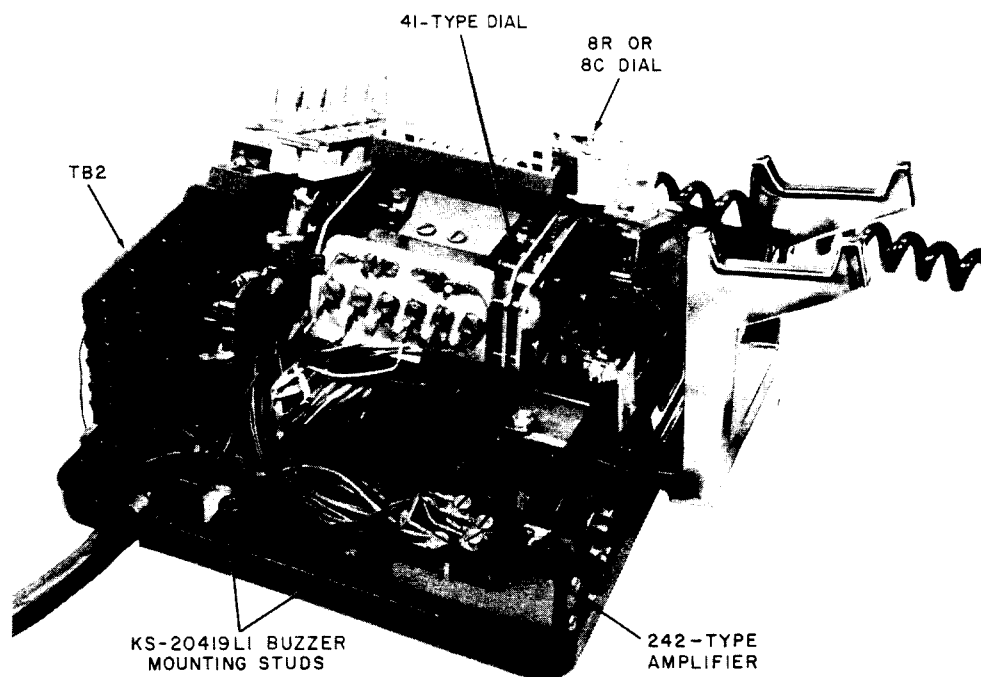


Fig. 7—664-Type Telephone Set, Housing Removed

♦TABLE C♦

ORDERING GUIDE TO PROVIDE EXCLUSION FEATURE
(CONVERTING 662A1 TO 662A4; 662A2 TO 662A5; 662A3 TO 662A6)

SET COLOR	KIT NUMBER†	COORDINATED COLOR FACEPLATE*	
		COLOR	PART NUMBER
Black (-08)	D-180178	Charcoal (-70)	818967705 or P-89F770
Ivory (-50)	D-180335	Muted Ivory (-80)	818967804 or P-89F780
Green (-51)	D-180179	Lt Green (-71)	818967713 or P-89F771
Red (-53)	D-180336	Muted Red (-69)	818967697 or P-89F769
Yellow (-56)	D-180180	Lt Yellow (-72)	818967721 or P-89F772
White (-58)	D-180181	Lt Gray (-73)	818967739 or P-89F773
Light Beige (-60)	D-180183	Muted Beige (-75)	818967754 or P-89F775
Aqua Blue (-62)	D-180184	Muted Blue (-76)	818967762 or P-89F776

* Coordinated color faceplates are furnished with the conversion kits, but can also be ordered separately.

† The listed kits replace the D-179887 Kit of Parts which is rated MD.