

PUBLIC TELEPHONE SIGNS—IDENTIFICATION

1.00 ENAMELED IRON SIGNS



Fig. 1—No. 21 and 22

Sign, Telephone, Public, No. 21.

Sign, Telephone, Public, No. 22 (equipped with eyelets).
Cemented or mounted with screws to flat surfaces.



Fig. 2—No. 23 and 24

Sign, Telephone, Public, No. 23.
(11 x 11 x 1-1/2 inches).

Sign, Telephone, Public, No. 24 (18 x 18 x 2 inches).
For mounting at right angles to surface.
(Double faced.)




Fig. 3—No. 25

Sign, Telephone, Public, No. 25.
May be suspended from or screwed to surface.
(Double faced.)



Fig. 4—No. 26

Sign, Telephone, Public, No. 26.
For outdoor telephone booths.

2.00 BAKED ENAMEL ON ALUMINUM



Fig. 5 — KS-16597, List 1

Sign, Telephone, Public, KS-16597, List 1 (11 inches).
 Sign, Telephone, Public, KS-16597, List 2 (18 inches).
 Sign, Telephone, Public, KS-16597, List 3 (24 inches).

For mounting at right angles to a surface. These signs replace the 23- and 24-type public telephone signs. (Double faced.)

Sign, Telephone, Public, KS-16597, List 4.

Reinforcing plate used with list 3 sign when post-mounted.

3.00 MASONITE SIGNS



Fig. 6 — No. 60A

Sign, Telephone, Public, No. 60A.

For 5- and 6-type booths.



Fig. 7 — No. 60B

Sign, Telephone, Public, No. 60B.

For 5- and 6-type booths.

4.00 TRANSLUCENT AND DECALCOMANIA SIGNS



Fig. 8 — No. 9

Sign, Telephone, Public, No. 9A (Public Telephone).

Sign, Telephone, Public, No. 9B (Telephone Booth).

Gummed on both sides for use on windows.

Translucent paper. (Double faced.)



No. 50A

No. 50B

Fig. 9

Sign, Telephone, Public, No. 50A.

Sign, Telephone, Public, No. 50B.

Decalcomania for use on windows.

(Double faced.)

5.00 REFLECTORIZED SIGNS



Fig. 10 – KS-16540, List 1

Sign, Warning, Advance, KS-16540, List 1.
Advance warning highway sign.



Fig. 11 – KS-16540, List 2

Sign, Warning, Advance, KS-16540, List 2.
Advance warning highway sign.




Fig. 12 – KS-16540, List 3

Sign, Warning, Advance, KS-16540, List 3.
Advance warning highway sign.

SIGN, WARNING, ADVANCE, KS-16540

Sign Mounting Post List No.	4	5	6	7	8	9	10	11
Length – feet	8½	9	9½	10	10½	11	11½	12

6.00 ILLUMINATED SIGNS



Fig. 13 – No. 8

Sign, Telephone, Public, No. 8.

For use in sheltered areas. Available with either top or bottom opening. Specify opening desired. (Double faced.)




Fig. 14 — KS-14154, Lists 2 and 8

- Sign, Telephone, Public, KS-14154, List 1.
Fluorescent type. Operates on 110- to 125-volt 60-cycle ac. Sign without panels or mounting brackets.
- Sign, Telephone, Public, KS-14154, List 2.
Fluorescent type. Operates on 110- to 125-volt 60-cycle ac. Sign without panels. Designed for right-angle mounting. Bracket is part of sign.
- Sign, Telephone, Public, KS-14154, List 3.
Bracket for parallel-to-wall mounting.
- Sign, Telephone, Public, KS-14154, List 4.
Bracket for horizontal mounting.
- Sign, Telephone, Public, KS-14154, List 5.
Panel, blank metal.
- Sign, Telephone, Public, KS-14154, List 6.
Plastic panel with word TELEPHONE; arrow pointing left.
- Sign, Telephone, Public, KS-14154, List 7.
Plastic panel with word TELEPHONE.
- Sign, Telephone, Public, KS-14154, List 8.
Plastic panel with word TELEPHONE; arrow pointing right.




Fig. 15 — KS-16422




Fig. 16 — KS-16422 Assembly

- Sign, Telephone, Public, KS-16422, List 1.
Fluorescent type. Operates on 110- to 125-volt 60-cycle ac. Intended for indoor use. Sign without dome or mounting brackets.
 - Sign, Telephone, Public, KS-16422, List 2.
Plastic dome with word TELEPHONE on each side.
 - Sign, Telephone, Public, KS-16422, List 3.
Plastic dome with word TELEPHONE and directional arrow on each side.
 - Sign, Telephone, Public, KS-16422, List 4.
Bracket for parallel or end mounting (one required).
 - Sign, Telephone, Public, KS-16422, List 5.
Bracket for horizontal mounting (one required).
- This sign replaces the KS-14154-type public telephone sign.